

City of Kodiak

Long-Term Capital Improvement Plan

Fiscal Years 2019-2023



TABLE OF CONTENTS

Executive Summary	1
Section I - Summary	7
A. Summary of Projects by Capital Improvement Fund	7
B. Summary of Replacement Schedules by Department	17
Section II - Project Detail	21
A. General Capital Projects Fund	23
B. Building Improvement Fund	41
C. Streets Improvement Fund	45
D. Water Improvement Fund	57
E. Sewer Improvement Fund	79
F. Cargo Development Fund	91
G. Harbor Development Fund	99
H. Shipyard Development Fund	115
I. Parks and Recreation Improvement Fund	121
Section III - Replacement Schedules	131



City of Kodiak Executive Summary Fiscal Year 2019 – 2023

December 28, 2017

Mayor Branson and City Council Members
Residents of the City of Kodiak
Kodiak, Alaska 99615

Dear Mayor, Council Members, and Residents:

Enclosed is the City of Kodiak Long-Term Capital Improvement Plan (the “Plan”) for fiscal years 2019 through 2023. The Plan is being introduced in order for the City to implement its long range planning and fiscal needs.

Purpose

The purpose of the Plan is to permanently solve problems and to reach the City’s overall long-term objectives. By developing the Plan, the City is proactively assessing the social, economic, and political environment and developing strategies for adapting its position to achieve the City’s long-term goals.

Vision

The City of Kodiak strives to develop and grow as the community of choice. The elected officials are dedicated to enhancing the quality of life for the citizens of Kodiak through economic development, support of our fishing community, and modernizing our City’s infrastructure.

Mission

The mission of the City of Kodiak is to provide quality municipal services to all residents and to respond in the most appropriate and fiscally responsible manner to meet their needs and concerns. These services include administration; finance; law enforcement, emergency dispatch operations, and jail services; fire response and ambulance services; public works including water, sewer, and roads; engineering; parks and recreation; public library services; and port, harbor, and shipyard services.

Objectives

The City’s long-term goals support the overall vision and mission of the City. These long-term goals include the following:

1. To forecast and plan for revenues and expenses to create a government that is more efficient, less costly, and more accountable to ensure a financially sustainable City for future generations.
2. To project and plan for major repairs and maintenance of City facilities and infrastructure to effectively modernize City services.
3. To project and plan for replacement of existing City facilities and infrastructure to effectively modernize City services.
4. To create long-term financial and programmatic stability.
5. To project City services for future changes in economic, political, and social trends to plan for major expenditures.

Background

In the fall of 2016, executive City management requested each director to compile a list of multi-year repairs and maintenance projects, infrastructure projects, equipment needs, vehicle needs, and new capital infrastructure projects. Each request included in the Plan prioritizes and classifies these requests based on the following criteria:

- Priority – Level 1 (highest) through Level 10 (lowest)
- Assigned Classification Level:
 - Life Safety
 - Public Utility Safety
 - Quality of Life for the Citizens of Kodiak
 - Immediate City Needs
 - Regulatory Requirements
 - Other City Infrastructure

Economic, Political, and Social Factors

The City of Kodiak derives its revenues from state and federal grantor agencies, charges for City services, sales tax, property tax, and other miscellaneous income sources. The City relies primarily on state and federal grantor agencies for large repairs and maintenance projects, capital projects, and large equipment purchases.

Over the past several years, the overall U.S. economy has experienced large financial impacts due to recession. However, until the most recent two-year period, Alaska has managed to avoid these large financial impacts that were recognized in the contiguous United States. Alaska is beginning to recognize these economic impacts at the state level due to low oil prices, low oil production, and thus less discretionary spending throughout the state. The national economy continues to slowly recover; however, public confidence ratings do not reflect improved employment numbers, stock market activity, and other economic indicators, such as improvements in the housing market. This concern is reflected by many Alaskans. Recent oil prices and economic trends have been cause for concern in the Alaska region.

The State of Alaska continues to face an economic downturn and budget shortfalls. Due to these budget shortfalls, the City of Kodiak would have to compete for federal grants, debt issuance through bonds, and sales tax revenues to meet City infrastructure needs.

Document Organization

The Plan document is organized to highlight the City's long-term objectives to support the overall mission and vision of the City of Kodiak. These long-term objectives are quantified through three major sections:

- | | |
|-------------|----------------------------------|
| Section I | – Summary |
| Section II | – Detail of each Project by Fund |
| Section III | – Replacement Schedules |

During the budget planning process each year, the Plan will be updated to reflect the needs for the upcoming fiscal year(s) to be incorporated into the annual budget. During this time, City staff will update the City Council and Mayor regarding the status of current progress achieved during the fiscal year.

Acknowledgement

We want to express our appreciation to all of the City of Kodiak staff for their continuous and dedicated service. We also want to thank the members of the City Council, the City's advisory boards, City administration, residents, and the Mayor for their interest and support during the Plan development, which allows staff to conduct the financial affairs of the City of Kodiak in a progressive and responsible manner. Lastly, we wish to express our appreciation to the City directors for their assistance in the preparation of this document.

Conclusion

The Plan is the culmination of many months of effort to determine what levels of service the citizens of Kodiak desire, as well as the necessity of balancing those needs with the public's willingness to pay. Even a city that monitors expenditures as closely as the City of Kodiak must struggle with the acceptable service levels and the costs of these services to taxpayers. The City staff is ready to work with the Council, mayor, and its residents to meet the City's vision and mission.

Respectfully submitted,

City Manager



Mike Tvenge

Finance Director



Kelly Mayes

This page intentionally left blank.

Section I: Summary

This page intentionally left blank.



Section I – Summary

A. Summary of Projects by Capital Improvement Fund

The Summary of Projects by Fund includes the projects requested for fiscal years 2019 – 2023 for each capital project fund. The specific criteria for each project are included in Section II – Project Detail. The heavy equipment, vehicle, IT, and miscellaneous equipment replacement schedules for each department are included in Section III – Replacement Schedules.

The following table summarizes the funding sources for each of the requests for fiscal years 2019 through 2023 for all existing capital projects that have been approved and included in the capital budget and funding needs for New Concept projects that are pending approval.

<u>Funding Source Approved & Budget Capital Projects</u>	<u>Total Capital Project Funds</u>
General Fund	\$ 7,438,010
Water Fund	5,530,668
Sewer Fund	3,671,212
Streets Improvement Fund	15,000
Cargo Fund	3,726,000
Harbor Fund	1,000,000
Grants	52,634,637
Appropriations	<u>11,649,896</u>
Total Approved and Budgeted Capital Projects	\$ 85,665,423
Total Citywide Funding Needs	<u>\$ 296,309,452</u>
Total New Concept and Existing Capital Projects	<u>\$ 381,974,875</u>

The following table summarizes each capital project fund and the funding needs for the upcoming five years.

<u>Description</u>	<u>Funding Needs</u>
General Capital Projects	\$ 1,726,952
Building Improvement Fund	18,500,000
Streets Improvement Fund	34,693,000
Water Improvement Fund	58,787,500
Sewer Improvement Fund	20,710,000
Cargo Development Fund	92,045,000
Harbor Improvement Fund	48,600,000
Shipyards Improvement Fund	16,100,000
Parks & Recreation Improvement Fund	<u>5,147,000</u>
Total	<u>\$ 296,309,452</u>



Long-Term Capital Improvement Plan Fiscal Years 2019 – 2023

General Capital Projects Fund

Funding Needs: \$1,726,952

For fiscal years 2019-2023, there are six New Concept projects and ten projects currently in progress. Noted below is the funding source for projects in progress that have currently been approved by the City Council and appropriately budgeted. Funding needs for all New Concept projects and existing projects in progress have also been noted next to each project. For specific details related to each project, note the page reference for the Section II – Project Detail for further background and funding information.

PN	Description	Page Ref	Funding Source for Council Approved & Budgeted Projects				Total Budget	Funding Needs	Total Project
			General Fund	All Other Funds	Grants	Appropriations			
NEW	KPD Tsunami Annual Maintenance	25	\$ -	\$ -	\$ -	\$ -	\$ -	\$ 100,000	\$ 100,000
NEW	KPD Replace Quantar Repeaters & Voting Receiver	26	-	-	-	-	-	368,400	368,400
NEW	KPD Ergonomic Workstations in Dispatch	27	-	-	-	-	-	118,000	118,000
NEW	KPD Replace Gold Elite Dispatch Console	28	-	-	-	-	-	399,623	399,623
NEW	KPD / KFD - 55 Portable Radios & 44 Mobile Units	29	-	-	-	-	-	461,890	461,890
NEW	KPD - Animal Shelter Boiler Replacement	30	-	-	-	-	-	22,000	22,000
4002	City Land Development	31	100,000	70,000	-	-	170,000	2,138	172,138
4009	Comprehensive Records Management Project	32	275,000	-	-	-	275,000	-	275,000
4015	Fire Station - Deferred Maintenance	33	571,000	-	-	50,000	621,000	250,000	871,000
4029	E-911 System Upgrade	34	275,000	-	381,472	-	656,472	-	656,472
4039	Downtown Revitalization Project	35	150,000	25,000	-	-	175,000	-	175,000
4042	Long Term Records Storage	36	20,000	-	-	-	20,000	-	20,000
4046	Animal Shelter Kennel Replacement	37	-	-	-	35,000	35,000	-	35,000
4047	Ambulance Replacement - Code Blue Grant	38	20,010	-	-	48,790	68,800	-	68,800
4048	2016 SHSP Grant	39	-	-	36,863	-	36,863	-	36,863
4049	KPD Federal Equipment grant	40	-	-	13,359	-	13,359	4,901	18,260
Total General Capital Projects			<u>\$1,411,010</u>	<u>\$ 95,000</u>	<u>\$431,694</u>	<u>\$ 133,790</u>	<u>\$2,071,494</u>	<u>\$ 1,726,952</u>	<u>\$3,798,446</u>



**Long-Term Capital Improvement Plan
Fiscal Years 2019 – 2023**

Building Improvement Fund

Funding Needs: \$18,500,000

For fiscal years 2019-2023, there is one New Concept project and two projects currently in progress. Noted below is the funding source for projects in progress that have currently been approved by the City Council and appropriately budgeted. Funding needs for all New Concept projects and existing projects in progress have also been noted next to each project. For specific details related to each project, note the page reference for the Section II – Project Detail for further background and funding information.

PN	Description	Page Ref	Funding Source for Council Approved & Budgeted Projects				Total Budget	Funding Needs	Total Project
			General Fund	All Other Funds	Grants	Donations			
NEW	Public Works Building	42	\$ -	\$ -	\$ -	\$ -	\$ -	\$ 4,500,000	\$ 4,500,000
6012	Kodiak Public Library	43	1,000,000	2,515,424	7,400,000	693,477	11,608,901	-	11,608,901
6015	Kodiak Fire Station	44	1,110,000	-	-	-	1,110,000	14,000,000	15,110,000
Total Building Improvement Fund			<u>\$ 2,110,000</u>	<u>\$ 2,515,424</u>	<u>\$ 7,400,000</u>	<u>\$ 693,477</u>	<u>\$ 12,718,901</u>	<u>\$ 18,500,000</u>	<u>\$ 31,218,901</u>



Long-Term Capital Improvement Plan Fiscal Years 2019 – 2023

Streets Improvement Fund Funding Needs: **\$34,693,000**

For fiscal years 2019-2023, there is one New Concept project and nine projects currently in progress. Noted below is the funding source for projects in progress that have currently been approved by the City Council and appropriately budgeted. Funding needs for all New Concept projects and existing projects in progress have also been noted next to each project. For specific details related to each project, note the page reference for the Section II – Project Detail for further background and funding information.

PN	Description	Page Ref	Funding Source for Council Approved & Budgeted Projects					Total Budget	Funding Needs	Total Project
			General Fund	Water Fund	Sewer Fund	All Other Funds	Appropriations			
NEW	Mission Road Rebuild - Phase 1	46	\$ -	\$ -	\$ -	\$ -	\$ -	\$ -	\$ 21,500,000	\$ 21,500,000
5003	Annual Sidewalk, Curb, & Gutter	47	475,000	240,032	55,000	-	35,000	805,032	250,000	1,055,032
5032	Storm Drainage Repair on Simeonoff	48	140,000	405,000	-	-	-	545,000	370,000	915,000
5033	Pillar Mountain Waste Material Dump Site	49	50,000	20,000	20,000	-	20,000	110,000	-	110,000
5034	Rocks for PW Maintenance	50	-	24,000	24,000	-	12,000	60,000	-	60,000
5035	SPCC Spill Prevention	51	7,000	15,000	20,000	16,000	-	58,000	58,000	116,000
5036	Mill Bay Road Rebuild	52	2,020,000	100,000	100,000	-	450,000	2,670,000	10,000,000	12,670,000
5037	Underground Storage Tank (3 Year Inspection)	53	10,000	-	-	-	15,000	25,000	15,000	40,000
5038	Above Ground Fuel Storage Tanks	54	35,000	-	-	-	-	35,000	-	35,000
5039	Annual Pavement Repairs	55	-	-	-	-	250,000	250,000	2,500,000	2,750,000
Total Streets Improvement Fund			<u>\$ 2,737,000</u>	<u>\$ 804,032</u>	<u>\$ 219,000</u>	<u>\$ 16,000</u>	<u>\$ 782,000</u>	<u>\$ 4,558,032</u>	<u>\$ 34,693,000</u>	<u>\$ 39,251,032</u>



Long-Term Capital Improvement Plan Fiscal Years 2019 – 2023

Water Improvement Fund

Funding Needs: \$58,787,500

For fiscal years 2019-2023, there are twelve New Concept projects and nine projects currently in progress. Noted below is the funding source for projects in progress that have currently been approved by the City Council and appropriately budgeted. Funding needs for all New Concept projects and existing projects in progress have also been noted next to each project. For specific details related to each project, note the page reference for the Section II – Project Detail for further background and funding information.

PN	Description	Page Ref	Funding Source for Council Approved & Budgeted Projects					Total Budget	Funding Needs	Total Project
			Water Fund	Sewer Fund	Grants	Loans	Appropriations			
NEW	CT Tank Painting	58	\$ -	\$ -	\$ -	\$ -	\$ -	\$ -	\$ 2,000,000	\$ 2,000,000
NEW	Water (35%) / Sewer (35%) / Streets (30%) Downtown Phase 3 - Center Street	59	-	-	-	-	-	-	5,085,000	5,085,000
NEW	Water (35%) / Sewer (35%) / Streets (30%) Downtown Phase 4 - Mecca to Center St.	60	-	-	-	-	-	-	5,335,000	5,335,000
NEW	Water (35%) / Sewer (35%) / Streets (30%) Aleutian Homes Phase 7 Hemlock	61	-	-	-	-	-	-	5,768,000	5,768,000
NEW	Water (35%) / Sewer (35%) / Streets (30%) Downtown Phase 5 Mecca to Rezanof on Marine Way and Mall (\$4,721,300)	62	-	-	-	-	-	-	4,721,300	4,721,300
NEW	Water (35%) / Sewer (35%) / Streets (30%) Downtown Phase 6 Alley North of Mall, American Legion, Sun'aq Tribe	63	-	-	-	-	-	-	5,807,500	5,807,500
NEW	Water (35%) / Sewer (35%) / Streets (30%) Downtown Phase 7 Mission Rd, Marine Way to Kashevarof	64	-	-	-	-	-	-	3,820,000	3,820,000
NEW	Water (35%) / Sewer (35%) / Streets (30%) Downtown Phase 8 Kashevarof, Rezanof to Mission Road	65	-	-	-	-	-	-	6,560,000	6,560,000
NEW	Water (35%) / Sewer (35%) / Streets (30%) Aleutian Homes Phase 8 - Carolyn & Wilson	66	-	-	-	-	-	-	5,591,900	5,591,900
NEW	Water (35%) / Sewer (35%) / Streets (30%) Aleutian Homes Phase 9 - High Avenue, Hillcrest and Lightfoot Avenue	67	-	-	-	-	-	-	4,440,700	4,440,700
NEW	Water (35%) / Sewer (35%) / Streets (30%) Malutin Lane	68	-	-	-	-	-	-	3,644,500	3,644,500
NEW	Water (35%) / Sewer (35%) / Streets (30%) Bancroft Street	69	-	-	-	-	-	-	3,357,600	3,357,600
7024	Utility Rate Study	70	40,000	40,000	-	-	16,000	96,000	96,000	192,000
7029	Monashka Pumphouse	71	650,000	-	4,880,986	2,426,620	-	7,957,606	-	7,957,606
7033	Pillar Creek Dam Spillway Repairs 2B & 3	72	-	-	-	-	100,000	100,000	-	100,000
7036	Annual Electric Maintenance	73	75,000	25,000	-	-	-	100,000	-	100,000
7037	Aleutian Homes Phase VI	74	186,212	186,212	-	-	4,462,106	4,834,530	-	4,834,530
7039	Dam Safety Inspections	75	60,000	-	-	-	-	60,000	60,000	120,000
7040	Water Utility Deferred Maintenance	76	-	-	-	-	100,000	100,000	-	100,000
7041	Annual Water Main Replacement	77	-	-	-	-	500,000	500,000	2,500,000	3,000,000
7042	Seismic Activity Analysis	78	-	-	-	-	100,000	100,000	-	100,000
Total Streets Improvement Fund			<u>\$ 1,011,212</u>	<u>\$ 251,212</u>	<u>\$ 4,880,986</u>	<u>\$ 2,426,620</u>	<u>\$ 5,278,106</u>	<u>\$ 13,848,136</u>	<u>\$ 58,787,500</u>	<u>\$ 72,635,636</u>



Long-Term Capital Improvement Plan Fiscal Years 2019 – 2023

Sewer Improvement Fund

Funding Needs: \$20,710,000

For fiscal years 2019-2023, there is one New Concept project and nine projects currently in progress. Noted below is the funding source for projects in progress that have currently been approved by the City Council and appropriately budgeted. Funding needs for all New Concept projects and existing projects in progress have also been noted next to each project. For specific details related to each project, note the page reference for the Section II – Project Detail for further background and funding information.

PN	Description	Page Ref	Funding Source for Council Approved & Budgeted Projects					Total Budget	Funding Needs	Total Project
			Sewer Fund	Water Fund	Streets Fund	Loans	Appropriations			
NEW	WWTP - Lift Station Emergency Generators	80	\$ -	\$ -	\$ -	\$ -	\$ -	\$ -	\$ 30,000	\$ 30,000
7508	Lift Station Electrical Repairs	81	26,000	-	-	-	-	26,000	-	26,000
7509	Upgrade Lift Stations #1, #2, #3, and #4	82	175,000	-	-	-	1,725,000	1,900,000	1,800,000	3,700,000
7513	Inflow & Infiltration Repair Materials	83	-	-	15,000	-	10,000	25,000	400,000	425,000
7517	Biosolid Management System	84	3,000,000	1,200,000	-	1,794,604	-	5,994,604	-	5,994,604
7518	APDES Permit Renewal	85	-	-	-	-	60,000	60,000	60,000	120,000
7519	WWTP Centrifuge System	86	-	-	-	-	1,200,000	1,200,000	-	1,200,000
7520	Sewer Fund Deferred Maintenance	87	-	-	-	-	100,000	100,000	-	100,000
7521	Sewer Utility Rate Study	88	-	-	-	-	40,000	40,000	20,000	60,000
7522	Waste Water Treatment Plant Upgrade	89	-	-	-	600,000	-	600,000	18,400,000	19,000,000
Total Sewer Improvement Fund			<u>\$ 3,201,000</u>	<u>\$ 1,200,000</u>	<u>\$ 15,000</u>	<u>\$ 2,394,604</u>	<u>\$ 3,135,000</u>	<u>\$ 9,945,604</u>	<u>\$ 20,710,000</u>	<u>\$ 30,655,604</u>



Long-Term Capital Improvement Plan Fiscal Years 2019 – 2023

Cargo Development Fund

Funding Needs: \$92,045,000

For fiscal years 2019-2023, there are four New Concept projects and three projects currently in progress. Noted below is the funding source for projects in progress that have currently been approved by the City Council and appropriately budgeted. Funding needs for all New Concept projects and existing projects in progress have also been noted next to each project. For specific details related to each project, note the page reference for the Section II – Project Detail for further background and funding information.

PN	Description	Page Ref	Funding Source for Council Approved & Budgeted Projects				Total Budget	Funding Needs	Total Project
			Cargo Fund	General Fund	Grants	Appropriations			
NEW	Demolish Old Pier 3	92	\$ -	\$ -	\$ -	\$ -	\$ -	\$ 6,000,000	\$ 6,000,000
NEW	Pier 3 Van Staging Area	93	-	-	-	-	-	4,000,000	4,000,000
NEW	Gull Island Breakwater	94	-	-	-	-	-	50,000,000	50,000,000
NEW	Puffin Island Drainage	95	-	-	-	-	-	30,000,000	30,000,000
8016	Shelikof Street Pedestrian Improvements	96	-	100,000	2,300,000	-	2,400,000	1,950,000	4,350,000
8018	Security Improvements	97	-	-	-	50,000	50,000	-	50,000
8024	Pier III Replacement Project	98	3,710,000	-	33,100,000	712,000	37,522,000	95,000	37,617,000
Total Cargo Development Fund			<u>\$ 3,710,000</u>	<u>\$ 100,000</u>	<u>\$ 35,400,000</u>	<u>\$ 762,000</u>	<u>\$ 39,972,000</u>	<u>\$ 92,045,000</u>	<u>\$ 132,017,000</u>



Long-Term Capital Improvement Plan Fiscal Years 2019 – 2023

Harbor Improvement Fund Funding Needs: \$48,600,000

For fiscal years 2019-2023, there are five New Concept projects and nine projects currently in progress. Noted below is the funding source for projects in progress that have currently been approved by the City Council and appropriately budgeted. Funding needs for all New Concept projects and existing projects in progress have also been noted next to each project. For specific details related to each project, note the page reference for the Section II – Project Detail for further background and funding information.

PN	Description	Page Ref	Funding Source for Council Approved & Budgeted Projects				Total Budget	Funding Needs	Total Project
			Habor Fund	General Fund	Grants / Loans	Appropriations			
NEW	Dock 1 and Oscar's Dock Replacement	100	\$ -	\$ -	\$ -	\$ -	\$ -	\$ 10,000,000	\$ 10,000,000
NEW	Dock 3 Replacement	101	-	-	-	-	-	300,000	300,000
NEW	St. Herman Harbor Upland Development	102	-	-	-	-	-	150,000	150,000
NEW	St. Paul Harbor Replacement	103	-	-	-	-	-	9,000,000	9,000,000
NEW	Pier 2 Fender Repairs	104	-	-	-	-	-	500,000	500,000
8516	Boat Launch - SPH Floats	105	-	150,000	-	-	150,000	-	150,000
8517	Restrooms, Fisherman's Hall	106	-	30,000	-	170,000	200,000	-	200,000
8520	St. Herman Harbor Repairs	107	-	100,000	-	645,000	745,000	300,000	1,045,000
8523	Oscar's Dock - Fender Piling Replacement	108	-	-	-	45,000	45,000	350,000	395,000
8525	Channel Transient Float Replacement	109	1,000,000	500,000	1,100,733	-	2,600,733	-	2,600,733
8527	Decking for Dock I	110	-	100,000	-	-	100,000	-	100,000
8529	St. Herman Harbor Parking Improvements	111	-	200,000	-	-	200,000	-	200,000
8530	St. Herman Harbor Replacement	112	-	-	-	250,000	250,000	28,000,000	28,250,000
8531	Oscar's Dock Crane	113	-	-	-	243,000	243,000	-	243,000
Total Harbor Improvement Fund			<u>\$ 1,000,000</u>	<u>\$ 1,080,000</u>	<u>\$ 1,100,733</u>	<u>\$ 1,353,000</u>	<u>\$ 4,533,733</u>	<u>\$ 48,600,000</u>	<u>\$ 53,133,733</u>



Long-Term Capital Improvement Plan
Fiscal Years 2019 – 2023

Shipyard Improvement Fund

Funding Needs: \$16,100,000

For fiscal years 2019-2023, there are four New Concept projects and no projects currently in progress. Noted below is the funding source for projects in progress that have currently been approved by the City Council and appropriately budgeted. Funding needs for all New Concept projects and existing projects in progress have also been noted next to each project. For specific details related to each project, note the page reference for the Section II – Project Detail for further background and funding information.

PN	Description	Page Ref	Funding Source for Council Approved & Budgeted Projects				Funding Needs	Total Project
			Shipyard Fund	General Fund	Appropriations	Total Budget		
NEW	Boat Repair Building	116	\$ -	\$ -	\$ -	\$ -	\$ 8,000,000	\$ 8,000,000
NEW	Heavy Lift Dock	117	-	-	-	-	4,000,000	4,000,000
NEW	Paving of Dry Moorage Slips	118	-	-	-	-	2,100,000	2,100,000
NEW	Marine Trade Building	119	-	-	-	-	2,000,000	2,000,000
Total Shipyard Improvement Fund			<u>\$ -</u>	<u>\$ -</u>	<u>\$ -</u>	<u>\$ -</u>	<u>\$ 16,100,000</u>	<u>\$ 16,100,000</u>



Long-Term Capital Improvement Plan Fiscal Years 2019 – 2023

Parks & Recreation Improvement Fund Funding Needs: \$5,147,000

For fiscal years 2019-2023, there are four New Concept projects and no projects currently in progress. Noted below is the funding source for projects in progress that have currently been approved by the City Council and appropriately budgeted. Funding needs for all New Concept projects and existing projects in progress have also been noted next to each project. For specific details related to each project, note the page reference for the Section II – Project Detail for further background and funding information.

PN	Description	Page Ref	Funding Source for Council Approved & Budgeted Projects			Total Budget	Funding Needs	Total Project
			Parks & Rec Fund	General Fund	Appropriations			
NEW	Parking - Baranof Park	122	\$ -	\$ -	\$ -	\$ -	\$ 300,000	\$ 300,000
NEW	Community Gym	123	-	-	-	-	500,000	500,000
NEW	Ice Rink Enclosure and Improvements	124	-	-	-	-	2,000,000	2,000,000
NEW	Playground Surface Improvements	125	-	-	-	-	95,000	95,000
NEW	Baranof Field Turf Replacement	126	-	-	-	-	2,000,000	2,000,000
NEW	Woody Way Field - Land	127	-	-	-	-	2,000	2,000
9013	Major Park Maintenance	128	-	-	181,000	181,000	125,000	306,000
9017	Major Building Maintenance	129	-	-	25,000	25,000	125,000	150,000
Total Parks and Recreation Improvement Fund			<u>\$ -</u>	<u>\$ -</u>	<u>\$ 206,000</u>	<u>\$ 206,000</u>	<u>\$ 5,147,000</u>	<u>\$ 5,353,000</u>



Long-Term Capital Improvement Plan Fiscal Years 2019 – 2023

B. Summary of Replacement Schedules by Department

The Summary of Replacement Schedules by Department includes the existing items to be replaced within fiscal years 2019 – 2023. In addition, new items may be requested for miscellaneous equipment and other capital outlays or specific IT related requests. The specific criteria for each department for vehicles, heavy equipment, IT equipment, and miscellaneous equipment are included in Section III – Replacement Schedules.

The following table summarizes the replacement schedule type for each department for fiscal years 2019 through 2023 for all existing vehicles, heavy equipment, IT equipment and miscellaneous equipment and new items requested by the department. For specific details related to each department or item, note the page reference for the Section III – Replacement Schedules for further background and funding information.

<u>Department</u>	<u>Page Ref</u>	<u>Vehicles</u>	<u>Heavy Equipment</u>	<u>IT Equipment</u>	<u>Miscellaneous Equipment</u>	<u>Total Replacements</u>
City Manager	135	\$ 14,093	\$ -	\$ 7,250	\$ 3,000	\$ 24,343
Clerks	136	-	-	17,800	12,850	30,650
Finance Admin and Utilities	137	-	-	23,300	1,500	24,800
Finance IT	138	-	-	8,500	800	9,300
Finance IT - Citywide	139	-	-	823,000	-	823,000
Police	140-141	836,999	16,000	108,260	183,610	1,144,869
Fire	142-148	3,220,691	103,000	27,300	953,587	4,304,578
Public Works	150-151	2,676,702	2,185,000	19,000	-	4,880,702
Engineering	153	32,500	-	28,000	-	60,500
Parks and Recreation	154-155	298,466	174,200	11,000	-	483,666
Library	156	-	-	71,950	93,300	165,250
Cargo	157	-	50,000	-	-	50,000
Harbor	158-159	312,060	499,000	20,310	-	831,370
Shipyard	160	-	208,000	-	-	208,000
Water	162-163	415,013	280,000	2,250	-	697,263
Sewer	164-165	1,085,724	315,000	18,250	-	1,418,974
Totals by Type		<u>\$8,892,248</u>	<u>\$3,830,200</u>	<u>\$1,186,170</u>	<u>\$ 1,248,647</u>	<u>\$ 15,157,265</u>



This page intentionally left blank.



Section II: Project Detail



This page intentionally left blank.



Section II – Project Detail

Section II – Project Detail includes the project description, purpose, development plan and status, financial implications including a five-year project budget, priority level, classification, frequency, and fiscal year start date for each existing project and each new project request for each capital project fund.

Included in the project detail are the following defining criteria:

Development Plan and Status

Each project development plan and status will be based upon the following phases:

- Concept – As the beginning phase, the project requestor will be assessing the need and scope for the project.
- Design – The project has been approved in the City budget. The requestor will be working with City engineers or outside professional services to develop and design the project.
- Implementation – The requestor will be working with outside professionals to perform the work under the scope of the project.
- Final – The requestor will be finalizing all aspects of implementation such as final closeout work to be performed.
- Closure – Completion of the project and obtaining final documentation (i.e. Certificates of Occupancy, as built drawings, final payments, etc.)

Priority Level

Priority levels are ranked with 1-highest priority and 10-lowest priority. The priority levels are assigned by the project requestor and approved by the City Manager.

Frequency

Frequency will be either recurring (i.e. every year) or nonrecurring (i.e. defined completion date). Repairs and maintenance projects that carry over fiscal years are usually considered recurring. Nonrecurring projects consist of single projects that have a definitive completion date.

Classification

Each project will fall under one of the following categories: Life Safety, Public Utility Safety, Quality of Life for the Citizens of Kodiak, Immediate City Needs, Regulatory Requirements, or Other City Infrastructure.



This page intentionally left blank.



Long-Term Capital Improvement Plan Fiscal Years 2019 – 2023

A. General Capital Projects Fund

The General Capital Projects Fund is comprised of projects that must meet one the following criteria:

- Citywide projects – i.e. land development, IT, etc.
- Projects that are managed by general fund subdepartments but do not qualify for another capital project fund – i.e. the Kodiak Fire Station building project would fall into the Building Improvement fund whereas the Fire Station Deferred Maintenance is a general capital project.

The table below summarizes projects that fall within the scope of the General Capital Projects. These projects are shown as New Concept projects per the Plan and Current Projects in Progress.

Funding Source	Life to Date Budget	Current Funds Available	Funding Needs	FY 2019	FY 2020	FY 2021	FY 2022	FY 2023
New Concept Projects								
General fund	\$ 1,469,913	\$ -	\$ 1,469,913	\$ 441,623	\$ 388,400	\$ 481,890	\$ 20,000	\$ 138,000
Total New Concept Projects	1,469,913	-	1,469,913	441,623	388,400	481,890	20,000	138,000
Current Projects in Progress								
State grants	381,472	227,670	-	-	-	-	-	-
Federal grants	50,222	36,863	-	-	-	-	-	-
General fund	1,411,010	356,275	250,000	50,000	50,000	50,000	50,000	50,000
Land Development fund	70,000	-	-	-	-	-	-	-
Tourism fund	25,000	-	-	-	-	-	-	-
Appropriations	133,790	45,473	7,039	-	-	-	-	-
Total Current Projects in Progress	2,071,494	666,281	257,039	50,000	50,000	50,000	50,000	50,000
Total New Concept & Current Projects in Progress	<u>\$3,541,407</u>	<u>\$ 666,281</u>	<u>\$ 1,726,952</u>	<u>\$ 491,623</u>	<u>\$ 438,400</u>	<u>\$ 531,890</u>	<u>\$ 70,000</u>	<u>\$ 188,000</u>

Expenditures	Life to Date Budget	Life to Date Expenditures	Project Balance	FY 2019	FY 2020	FY 2021	FY 2022	FY 2023
Current Projects in Progress								
Salaries & Benefits	\$ 36,500	\$ 9,420	\$ 27,080	\$ 2,138	\$ -	\$ -	\$ -	\$ -
Professional Services	448,500	425,026	23,474	-	-	-	-	-
Training	1,000	993	7	-	-	-	-	-
Engineering & Design	39,000	34,186	4,814	-	-	-	-	-
Machinery & Equipment	820,494	345,793	474,701	4,901	-	-	-	-
Building Maintenance	601,000	558,080	42,920	-	-	-	-	-
Construction	125,000	31,715	93,285	-	-	-	-	-
Total Current Projects in Progress	<u>\$2,071,494</u>	<u>\$ 1,405,213</u>	<u>\$ 666,281</u>	<u>\$ 7,039</u>	<u>\$ -</u>	<u>\$ -</u>	<u>\$ -</u>	<u>\$ -</u>



This page intentionally left blank.



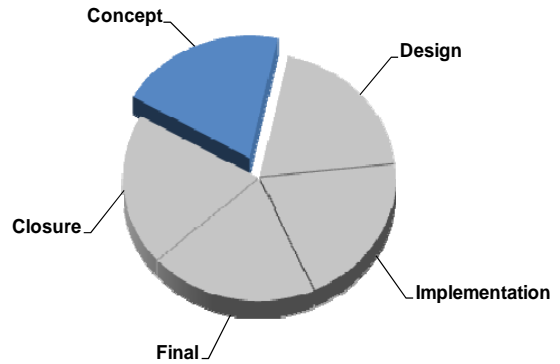
Long-Term Capital Improvement Plan Fiscal Years 2019 – 2023

Tsunami Annual Maintenance

Total Project: \$100,000

Funding Source: General Fund

Priority Level: 1
 Classification: Life Safety
 Frequency: Recurring
 Status Phase: Concept
 Start Date: FY 2019
 Funding Needs: \$100,000



Project Description

This project would evaluate and repair at least two tsunami sirens per year.

Project Purpose and Need

The City owns and maintains eleven tsunami sirens. The primary objective of this project would be to evaluate each of the tsunami sirens and determine if the aging siren should be replaced or repaired and to perform the necessary repairs to keep the sirens functioning at optimal performance.

Development Plan and Status

Due to the location of Kodiak Island, finding an expert technician has proven to be challenging. Currently, the Kodiak Police Department has been evaluating possible technicians to perform the needed assessment.

Financial Implications

The project has a five year budget of \$100,000. This would consist of \$20,000 per year transferred from the General Fund until all eleven tsunami sirens were evaluated and repaired.

Five Year Budget

<u>Funding Source</u>	<u>5-Year Budget</u>	<u>Current Funds Available</u>	<u>Funding Needs</u>	<u>FY 2019</u>	<u>FY 2020</u>	<u>FY 2021</u>	<u>FY 2022</u>	<u>FY 2023</u>
General Fund	\$ 100,000	\$ -	\$ 100,000	\$ 20,000	\$ 20,000	\$ 20,000	\$ 20,000	\$ 20,000
Totals	\$ 100,000	\$ -	\$ 100,000	\$ 20,000	\$ 20,000	\$ 20,000	\$ 20,000	\$ 20,000



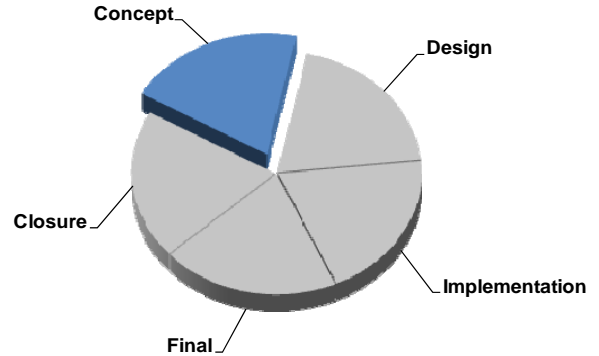
Long-Term Capital Improvement Plan Fiscal Years 2019 – 2023

Replacement of Quantar Repeaters and Voting Receiver

Total Project: \$368,400

Funding Source: General Fund

Priority Level: 1
 Classification: Life Safety
 Frequency: Nonrecurring
 Status Phase: Concept
 Start Date: FY 2020
 Funding Needs: \$368,400



Project Description

This project would evaluate and replace the Quantar repeaters and voting receiver.

Project Purpose and Need

The City utilizes Quantar repeaters and voting receiver on Pillar Mountain, Near Island, and North Star Elementary for radio communications with KPD Dispatch. The primary objective of this project would be to replace the aging equipment at these locations to achieve optimal radio communications services to aid those in life threatening situations.

Development Plan and Status

Currently, the Kodiak Police Department has been routinely evaluating the equipment and obtaining cost analysis for replacement.

Financial Implications

The project has a life-to-date budget of \$368,400. This would consist of \$368,400 in one time funding transferred from the General Fund to fund the project.

Five Year Budget

Funding Source	Life to Date Budget	Current Funds Available	Funding Needs	FY 2019	FY 2020	FY 2021	FY 2022	FY 2023
General Fund	\$ 368,400	\$ -	\$ 368,400	\$ -	\$ 368,400	\$ -	\$ -	\$ -
Totals	\$ 368,400	\$ -	\$ 368,400	\$ -	\$ 368,400	\$ -	\$ -	\$ -

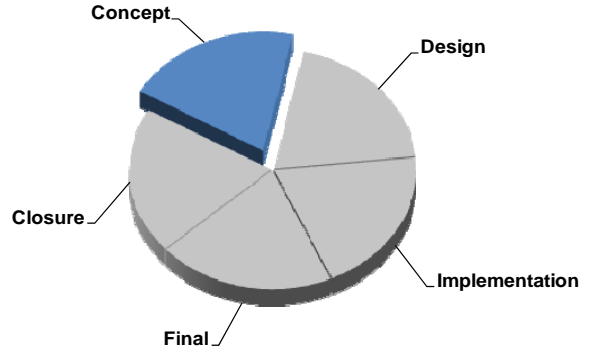


Replacement of Ergonomic Workstations in Dispatch

Total Project: \$118,000

Funding Source: General Fund

Priority Level: 1
 Classification: Other City Infrastructure
 Frequency: Nonrecurring
 Status Phase: Concept
 Start Date: FY 2023
 Funding Needs: \$118,000



Project Description

This project would replace three ergonomic workstations in Kodiak Police Department Dispatch.

Project Purpose and Need

The Kodiak Police Department Dispatch division has aging workstations. The primary objective of this project would be to evaluate and replace three of the aging workstations.

Development Plan and Status

Currently, the Kodiak Police Department has been routinely evaluating the equipment and obtaining cost analysis for replacement.

Financial Implications

The project has a life-to-date budget of \$118,000. This would consist of \$118,000 in one time funding transferred from the General Fund to fund the project.

Five Year Budget

<u>Funding Source</u>	<u>Life to Date Budget</u>	<u>Current Funds Available</u>	<u>Funding Needs</u>	<u>FY 2019</u>	<u>FY 2020</u>	<u>FY 2021</u>	<u>FY 2022</u>	<u>FY 2023</u>
General Fund	\$ 118,000	\$ -	\$ 118,000	\$ -	\$ -	\$ -	\$ -	\$ 118,000
Totals	\$ 118,000	\$ -	\$ 118,000	\$ -	\$ -	\$ -	\$ -	\$ 118,000



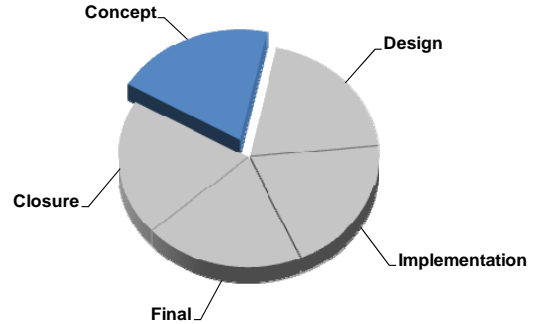
Long-Term Capital Improvement Plan Fiscal Years 2019 – 2023

Replacement of Gold Elite Dispatch Console

Total Project: \$399,623

Funding Source: General Fund

Priority Level: 1
 Classification: Life Safety
 Frequency: Nonrecurring
 Status Phase: Concept
 Start Date: FY 2019
 Funding Needs: \$399,623



Project Description

This project would replace the six Gold Elite Dispatch consoles in Kodiak Police Department Dispatch.

Project Purpose and Need

The Kodiak Police Department Dispatch division utilizes Motorola Gold Elite Dispatch consoles. These consoles are currently outdated and no longer supported by Motorola. The primary objective of this project would be to evaluate and replace these six consoles.

Development Plan and Status

Currently, the Kodiak Police Department has been routinely evaluating the equipment and obtaining cost analysis for replacement.

Financial Implications

The project has a life-to-date budget of \$399,623. This would consist of \$399,623 in one time funding transferred from the General Fund to fund the project.

Five Year Budget

Funding Source	Life to Date Budget	Current Funds Available	Funding Needs	FY 2019	FY 2020	FY 2021	FY 2022	FY 2023
General Fund	\$ 399,623	\$ -	\$ 399,623	\$ 399,623	\$ -	\$ -	\$ -	\$ -
Totals	\$ 399,623	\$ -	\$ 399,623	\$ 399,623	\$ -	\$ -	\$ -	\$ -



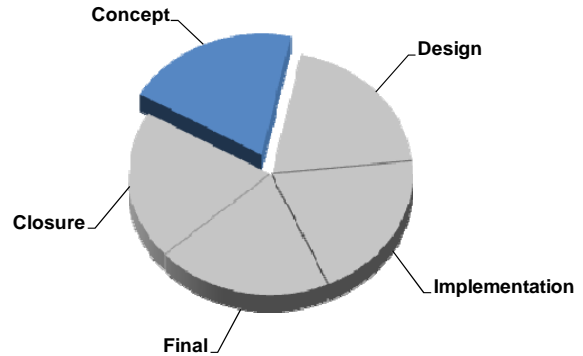
Long-Term Capital Improvement Plan Fiscal Years 2019 – 2023

KPD & KFD Subscriber Equipment 55 Portable Radios & 44 Mobile Units

Total Project: \$461,890

Funding Source: General Fund

Priority Level: 1
 Classification: Life Safety
 Frequency: Nonrecurring
 Status Phase: Concept
 Start Date: FY 2021
 Funding Needs: \$461,890



Project Description

This project would replace 55 portable radios and 44 mobile units for the Kodiak Police Department and Kodiak Fire Department.

Project Purpose and Need

The Kodiak Police Department and Kodiak Fire Department utilize radios and mobile units in day to day operations. This equipment is currently thirteen years old and becoming obsolete. As the radios and mobile units are outdated, these are no longer being supported by Motorola. The primary objective of this project would be to evaluate and replace these devices.

Development Plan and Status

Currently, the Kodiak Police Department has been routinely evaluating the equipment and obtaining cost analysis for replacement.

Financial Implications

The project has a life-to-date budget of \$461,890. This would consist of \$461,890 in one time funding transferred from the General Fund to fund the project.

Five Year Budget

Funding Source	Life to Date Budget	Current Funds Available	Funding Needs	FY 2019	FY 2020	FY 2021	FY 2022	FY 2023
General Fund	\$ 461,890	\$ -	\$ 461,890	\$ -	\$ -	\$ 461,890	\$ -	\$ -
Totals	\$ 461,890	\$ -	\$ 461,890	\$ -	\$ -	\$ 461,890	\$ -	\$ -



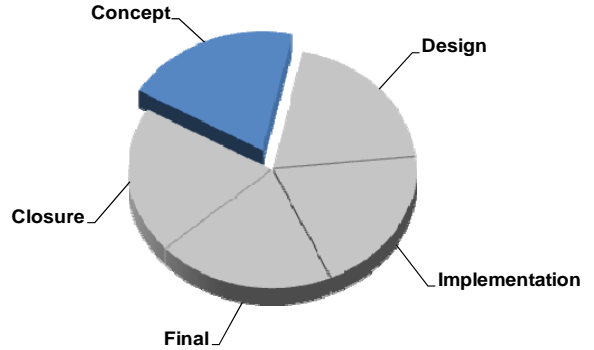
Long-Term Capital Improvement Plan Fiscal Years 2019 – 2023

Animal Shelter Boiler Replacement

Total Project: \$22,000

Funding Source: General Fund

Priority Level: 1
 Classification: Other City Infrastructure
 Frequency: Nonrecurring
 Status Phase: Concept
 Start Date: FY 2019
 Funding Needs: \$22,000



Project Description

This project would replace the boiler at the Kodiak Animal Shelter.

Project Purpose and Need

The City of Kodiak has an annual contract with the Kodiak Animal Shelter. Under the terms of this contract, the City will periodically replace aging building infrastructure.

Development Plan and Status

Currently, the Kodiak Police Department has been routinely evaluating the boiler at the Animal Shelter and obtaining cost analysis for replacement.

Financial Implications

The project has a life-to-date budget of \$22,000. This would consist of \$22,000 in one time funding transferred from the General Fund to fund the project.

Five Year Budget

Funding Source	Life to Date Budget	Current Funds Available	Funding Needs	FY 2019	FY 2020	FY 2021	FY 2022	FY 2023
General Fund	\$ 22,000	\$ -	\$ 22,000	\$ 22,000	\$ -	\$ -	\$ -	\$ -
Totals	\$ 22,000	\$ -	\$ 22,000	\$ 22,000	\$ -	\$ -	\$ -	\$ -



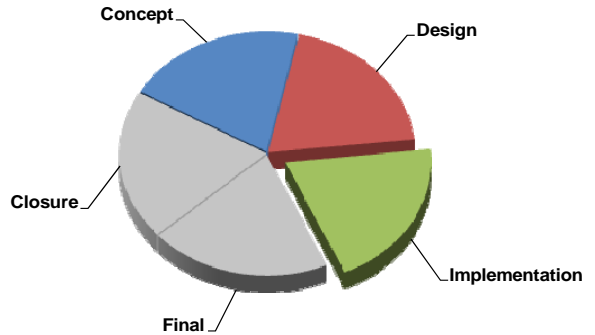
Long-Term Capital Improvement Plan Fiscal Years 2019 – 2023

City Land Development Project Number 4002

Total Project: \$172,138

Funding Source: General Fund, Land Development

Priority Level: 1
 Classification: Other City Infrastructure
 Frequency: Nonrecurring
 Status Phase: Implementation
 Start Date: FY 2003
 Funding Needs: \$2,138



Project Description

This project accounts for the activity and costs associated with the disposal of City land and development of the Near Island Comprehensive Plan.

Project Purpose and Need

This project was originally designated to account for costs related to disposal of city owned property. In recent years, the Council has designated this project for the Near Island Comprehensive Development Plan.

Development Plan and Status

The City has professional services contract with Dowl LLC to perform community outreach and develop a plan for the future use of Near Island. Currently the City Council is undergoing review of the draft Near Island Comprehensive Plan for completion and implementation.

Financial Implications

The project has a life-to-date budget of \$170,000. Currently, this project is overspent by \$2,138 and will need additional funding prior to project closeout.

Five Year Budget

Funding Source	Life to Date Budget	Current Funds Available	Funding Needs	FY 2019	FY 2020	FY 2021	FY 2022	FY 2023
General Fund	\$ 100,000	\$ -	\$ -	\$ -	\$ -	\$ -	\$ -	\$ -
Land Development Fund	70,000	-	-	-	-	-	-	-
Appropriations	-	(2,138)	2,138	-	-	-	-	-
Totals	\$ 170,000	\$ (2,138)	\$ 2,138	\$ -	\$ -	\$ -	\$ -	\$ -

Expenditures	Life to Date Budget	Life to Date Expenditures	Project Balance	FY 2019	FY 2020	FY 2021	FY 2022	FY 2023
Salaries & Benefits	\$ 500	\$ 5,580	\$ (5,080)	\$ 2,138	\$ -	\$ -	\$ -	\$ -
Professional Services	134,500	132,372	2,128	-	-	-	-	-
Engineering & Inspection	35,000	34,186	814	-	-	-	-	-
Totals	\$ 170,000	\$ 172,138	\$ (2,138)	\$ 2,138	\$ -	\$ -	\$ -	\$ -



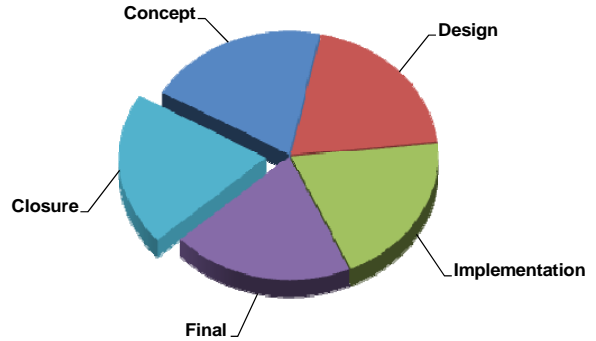
Long-Term Capital Improvement Plan Fiscal Years 2019 – 2023

Comprehensive Records Management Project Number 4009

Total Project: \$275,000

Funding Source: General Fund

Priority Level: 1
 Classification: Other City Infrastructure
 Frequency: Nonrecurring
 Status Phase: Closure
 Start Date: FY 2004
 Funding Needs: \$-0-



Project Description

This project accounts for the citywide comprehensive records management software, long-term storage implementation, and records management equipment purchases.

Project Purpose and Need

This project was designated to upgrade the citywide long-term records management program to achieve electronic records storage, implement long-term electronic and physical records storage, and related equipment purchases.

Development Plan and Status

The City of Kodiak has upgraded the electronic records storage, provided training to all records coordinators and all department directors, implemented the electronic long-term records program, implemented new space for physical long-term records storage, and purchased related equipment to implement these programs. This project has an anticipated completion date of fiscal year 2018.

Financial Implications

The project has a life-to-date budget of \$275,000. Currently, this project is under budget by \$1,083 and City staff does not anticipate the need for additional funding.

Five Year Budget

Funding Source	Life to Date Budget	Current Funds Available	Funding Needs	FY 2019	FY 2020	FY 2021	FY 2022	FY 2023
General Fund	\$ 275,000	\$ 1,083	\$ -	\$ -	\$ -	\$ -	\$ -	\$ -
Totals	\$ 275,000	\$ 1,083	\$ -	\$ -	\$ -	\$ -	\$ -	\$ -

Expenditures	Life to Date Budget	Life to Date Expenditures	Project Balance	FY 2019	FY 2020	FY 2021	FY 2022	FY 2023
Professional Services	\$ 275,000	\$ 266,006	\$ 8,994	\$ -	\$ -	\$ -	\$ -	\$ -
Equipment	-	7,911	(7,911)	-	-	-	-	-
Totals	\$ 275,000	\$ 273,917	\$ 1,083	\$ -	\$ -	\$ -	\$ -	\$ -



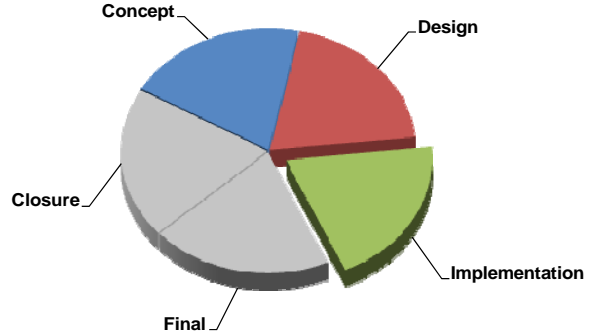
Long-Term Capital Improvement Plan Fiscal Years 2019 – 2023

Fire Station Deferred Maintenance Project Number 4015

Total Project: \$871,000

Funding Source: General Fund, Appropriations

Priority Level: 1
 Classification: Other City Infrastructure
 Frequency: Recurring until Replaced
 Status Phase: Implementation
 Start Date: FY 2007
 Funding Needs: \$250,000



Project Description

This project provides for ongoing repairs and maintenance of the Kodiak fire station.

Project Purpose and Need

The City owns and maintains the fire station. The primary objective of this project provides for ongoing repairs and maintenance to the aging building to keep the building functioning until such time that it can be replaced.

Development Plan and Status

Currently the City is seeking grants to provide funding for the fire station. In addition, the current location of the fire station has been included in the latest tsunami inundation zone maps. Due to these challenges, repairs and maintenance of the aging fire station building will be necessary to keep the fire station operational until such time as it can be replaced.

Financial Implications

The project has a five year budget of \$250,000. This would consist of \$50,000 per year transferred from the General Fund until the new fire station has been constructed.

Five Year Budget

Funding Source	Life to Date Budget	Current Funds Available	Funding Needs	FY 2019	FY 2020	FY 2021	FY 2022	FY 2023
General Fund	\$ 571,000	\$ 49,038	\$ 250,000	\$ 50,000	\$ 50,000	\$ 50,000	\$ 50,000	\$ 50,000
Appropriations	50,000	-	-	-	-	-	-	-
Totals	\$ 621,000	\$ 49,038	\$ 250,000	\$ 50,000	\$ 50,000	\$ 50,000	\$ 50,000	\$ 50,000

Expenditures	Life to Date Budget	Life to Date Expenditures	Project Balance	FY 2019	FY 2020	FY 2021	FY 2022	FY 2023
Salaries & Benefits	\$ 5,000	\$ 1,907	\$ 3,093	\$ -	\$ -	\$ -	\$ -	\$ -
Equipment	15,000	11,975	3,025	-	-	-	-	-
Building Maintenance	601,000	558,080	42,920	-	-	-	-	-
Totals	\$ 621,000	\$ 571,962	\$ 49,038	\$ -	\$ -	\$ -	\$ -	\$ -

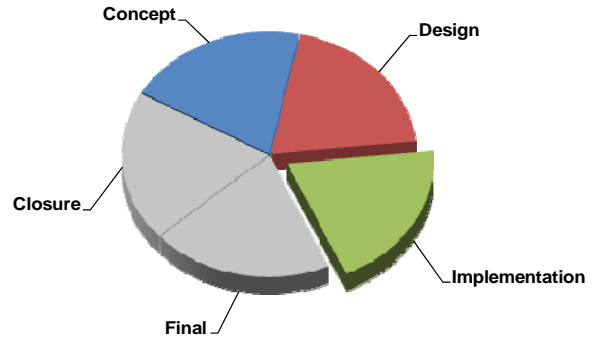


Long-Term Capital Improvement Plan Fiscal Years 2019 – 2023

E911 System Upgrade Project Number 4029

Total Project: \$656,472 Funding Source: General Fund, State Grants

Priority Level: 1
 Classification: Life Safety
 Frequency: Nonrecurring
 Status Phase: Implementation
 Start Date: FY 2011
 Funding Needs: \$-0-



Project Description

This project provides for E911 system upgrades for the emergency services and dispatch services.

Project Purpose and Need

The City owns and maintains the 911 emergency system for the Kodiak Island Borough. The primary objective of this project provides for replacement and upgrades to the aging infrastructure for emergency services and dispatch services.

Development Plan and Status

Currently the City has received grant funding and provided funds from the general fund to replace the aging 911 system. The project is in the implementation phase with active contracts with Spillman and ACS to update the 911 systems and CAD system for emergency services and dispatch services. This updated equipment is anticipated to remain in service for approximately 15 years.

Financial Implications

The project has a life-to-date budget of \$656,472. This consists of \$275,000 transferred from the general fund and \$381,472 in state grant funding. Currently this project is fully funded and City staff does not anticipate the need for additional funding.

Five Year Budget

Funding Source	Life to Date Budget	Current Funds Available	Funding Needs	FY 2019	FY 2020	FY 2021	FY 2022	FY 2023
State grants	\$ 381,472	\$ 227,670	\$ -	\$ -	\$ -	\$ -	\$ -	\$ -
General fund	275,000	145,795	-	-	-	-	-	-
Totals	\$ 656,472	\$ 373,465	\$ -	\$ -	\$ -	\$ -	\$ -	\$ -

Expenditures	Life to Date Budget	Life to Date Expenditures	Project Balance	FY 2019	FY 2020	FY 2021	FY 2022	FY 2023
Professional Services	\$ 24,000	\$ 9,293	\$ 14,707	\$ -	\$ -	\$ -	\$ -	\$ -
Training	1,000	993	7	-	-	-	-	-
Machinery & Equipment	631,472	272,721	358,751	-	-	-	-	-
Totals	\$ 656,472	\$ 283,007	\$ 373,465	\$ -	\$ -	\$ -	\$ -	\$ -



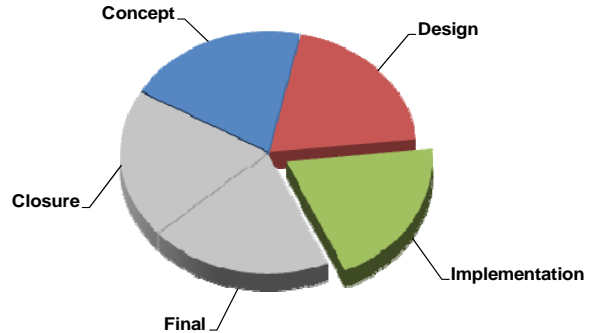
Long-Term Capital Improvement Plan Fiscal Years 2019 – 2023

Downtown Revitalization Project Number 4039

Total Project: \$175,000

Funding Source: General Fund, Tourism Fund

Priority Level: 1
 Classification: Quality of Life
 Frequency: Nonrecurring
 Status Phase: Implementation
 Start Date: FY 2013
 Funding Needs: \$-0-



Project Description

This project provides for Council approved projects related to the revitalization of the downtown areas.

Project Purpose and Need

The City implemented the Downtown Revitalization committee to address issues and concerns in the downtown Kodiak area. The downtown revitalization committee consists of several community members and the Mayor of Kodiak. The primary objective of this project is to provide a source of funds used to improve the quality of life within downtown Kodiak.

Development Plan and Status

Currently the City has funded and provided for several trash receptacles across many city-owned properties. In addition, the City is currently providing for interpretive panels to be placed around the City.

Financial Implications

The project has a life-to-date budget of \$175,000. This consists of \$150,000 transferred from the general fund and \$25,000 transferred from the tourism fund. Currently this project is fully funded and City staff does not anticipate the need for additional funding.

Five Year Budget

Funding Source	Life to Date Budget	Current Funds Available	Funding Needs	FY 2019	FY 2020	FY 2021	FY 2022	FY 2023
General fund	\$ 150,000	\$ 128,286	\$ -	\$ -	\$ -	\$ -	\$ -	\$ -
Tourism fund	25,000	-	-	-	-	-	-	-
Totals	\$ 175,000	\$ 128,286	\$ -	\$ -	\$ -	\$ -	\$ -	\$ -

Expenditures	Life to Date Budget	Life to Date Expenditures	Project Balance	FY 2019	FY 2020	FY 2021	FY 2022	FY 2023
Salaries & Benefits	\$ 10,000	\$ 798	\$ 9,202	\$ -	\$ -	\$ -	\$ -	\$ -
Professional Services	10,000	17,355	(7,355)	-	-	-	-	-
Machinery & Equipment	55,000	28,124	26,876	-	-	-	-	-
Construction	100,000	437	99,563	-	-	-	-	-
Totals	\$ 175,000	\$ 46,714	\$ 128,286	\$ -	\$ -	\$ -	\$ -	\$ -



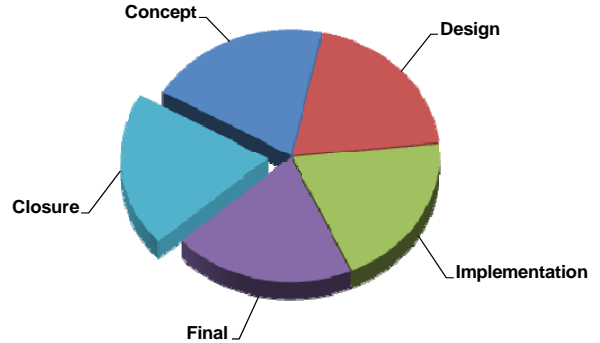
Long-Term Capital Improvement Plan Fiscal Years 2019 – 2023

Long term Records Storage Project Number 4042

Total Project: \$20,000

Funding Source: General Fund

Priority Level: 1
 Classification: Other City Infrastructure
 Frequency: Nonrecurring
 Status Phase: Closure
 Start Date: FY 2016
 Funding Needs: \$-0-



Project Description

This project was implemented to research and implement a long-term records storage facility for all citywide records.

Project Purpose and Need

The main objective of this project is to research and contract with a vendor to obtain long-term storage for citywide records. As the electronic records and backup systems have reached capacity within the citywide IT infrastructure, there is a legal and critical need to maintain and preserve citywide records until these records reach their designated destruction date.

Development Plan and Status

The City of Kodiak has contracted with an off-island vendor to provide for long-term records storage. This project has an anticipated completion date of fiscal year 2018.

Financial Implications

The project has a life-to-date budget of \$20,000. Currently, this project is under budget by \$12,063 and City staff does not anticipate the need for additional funding.

Five Year Budget

Funding Source	Life to Date Budget	Current Funds Available	Funding Needs	FY 2019	FY 2020	FY 2021	FY 2022	FY 2023
General fund	\$ 20,000	\$ 12,063	\$ -	\$ -	\$ -	\$ -	\$ -	\$ -
Totals	\$ 20,000	\$ 12,063	\$ -	\$ -	\$ -	\$ -	\$ -	\$ -

Expenditures	Life to Date Budget	Life to Date Expenditures	Project Balance	FY 2019	FY 2020	FY 2021	FY 2022	FY 2023
Salaries & Benefits	\$ 20,000	\$ 1,135	\$ 18,865	\$ -	\$ -	\$ -	\$ -	\$ -
Machinery & Equipment	-	6,802	(6,802)	-	-	-	-	-
Totals	\$ 20,000	\$ 7,937	\$ 12,063	\$ -	\$ -	\$ -	\$ -	\$ -



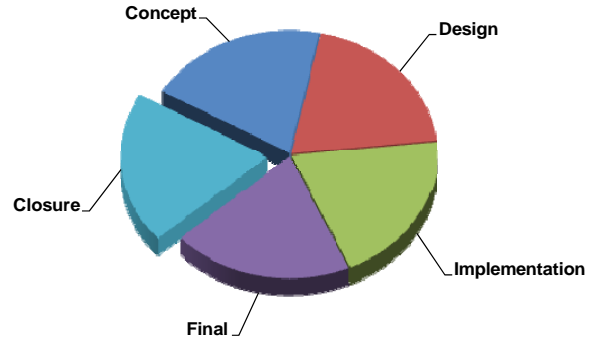
Long-Term Capital Improvement Plan Fiscal Years 2019 – 2023

Animal Shelter Kennel Replacement Project Number 4046

Total Project: \$35,000

Funding Source: Appropriations

Priority Level: 1
 Classification: Other City Infrastructure
 Frequency: Nonrecurring
 Status Phase: Closure
 Start Date: FY 2017
 Funding Needs: \$-0-



Project Description

This project was implemented to replace the aging kennels at the animal shelter.

Project Purpose and Need

The City contracts with the Kodiak Humane Society to manage the Kodiak Animal Shelter. The kennels at the animal shelter required replacement due to aging facilities.

Development Plan and Status

The Kodiak Police Department received bids to perform the construction necessary to remove the existing kennels and install new kennels. This project is anticipated to be completed in early fiscal year 2018.

Financial Implications

The project has a life-to-date budget of \$35,000. Currently, this project is under budget by \$3,722 and City staff does not anticipate the need for additional funding.

Five Year Budget

Funding Source	Life to Date Budget	Current Funds Available	Funding Needs	FY 2019	FY 2020	FY 2021	FY 2022	FY 2023
Appropriations	\$ 35,000	\$ 3,722	\$ -	\$ -	\$ -	\$ -	\$ -	\$ -
Totals	\$ 35,000	\$ 3,722	\$ -	\$ -	\$ -	\$ -	\$ -	\$ -

Expenditures	Life to Date Budget	Life to Date Expenditures	Project Balance	FY 2019	FY 2020	FY 2021	FY 2022	FY 2023
Salaries & Benefits	\$ 1,000	\$ -	\$ 1,000	\$ -	\$ -	\$ -	\$ -	\$ -
Professional Services	5,000	-	5,000	-	-	-	-	-
Engineering & Design	4,000	-	4,000	-	-	-	-	-
Construction	25,000	31,278	(6,278)	-	-	-	-	-
Totals	\$ 35,000	\$ 31,278	\$ 3,722	\$ -	\$ -	\$ -	\$ -	\$ -



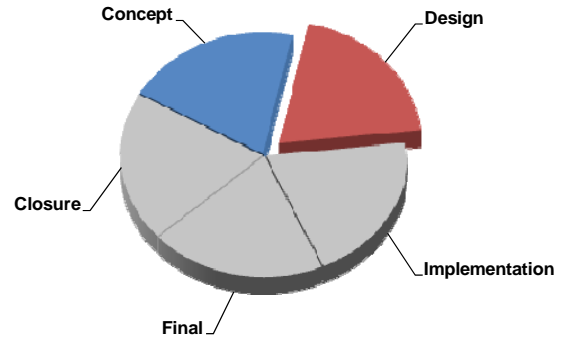
Long-Term Capital Improvement Plan Fiscal Years 2019 – 2023

Ambulance-Code Blue Grant Project Number 4047

Total Project: \$68,800

Funding Source: General fund, Appropriations

Priority Level: 1
 Classification: Life Safety
 Frequency: Nonrecurring
 Status Phase: Design
 Start Date: FY 2017
 Funding Needs: \$-0-



Project Description

This project was implemented to provide for city matching funds under the State of Alaska Code Blue grant.

Project Purpose and Need

The City successfully obtained the State of Alaska Code Blue grant to replace an aging ambulance within the fire department. As grant funds are required to be received and expensed according to specific guidelines, City staff creates a project for grant funds received and related grant expenditures. The funding provided is for the City's matching requirements under the grant.

Development Plan and Status

The code blue grant is currently pending at the state level.

Financial Implications

The project has a life-to-date budget of \$68,800. As this project provides for City matching fund requirements for the code blue grant, City staff does not anticipate the need for additional funding.

Five Year Budget

<u>Funding Source</u>	<u>Life to Date Budget</u>	<u>Current Funds Available</u>	<u>Funding Needs</u>	<u>FY 2019</u>	<u>FY 2020</u>	<u>FY 2021</u>	<u>FY 2022</u>	<u>FY 2023</u>
General fund	\$ 20,010	\$ 20,010	\$ -	\$ -	\$ -	\$ -	\$ -	\$ -
Appropriations	48,790	48,790	-	-	-	-	-	-
Totals	\$ 68,800	\$ 68,800	\$ -	\$ -	\$ -	\$ -	\$ -	\$ -

<u>Expenditures</u>	<u>Life to Date Budget</u>	<u>Life to Date Expenditures</u>	<u>Project Balance</u>	<u>FY 2019</u>	<u>FY 2020</u>	<u>FY 2021</u>	<u>FY 2022</u>	<u>FY 2023</u>
Machinery & Equipment	\$ 68,800	\$ -	\$ 68,800	\$ -	\$ -	\$ -	\$ -	\$ -
Totals	\$ 68,800	\$ -	\$ 68,800	\$ -	\$ -	\$ -	\$ -	\$ -



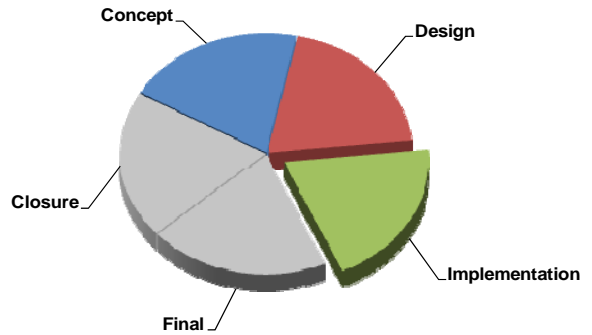
Long-Term Capital Improvement Plan Fiscal Years 2019 – 2023

2016 SHSP Equipment Grant Project Number 4048

Total Project: \$36,863

Funding Source: Federal grants

Priority Level: 1
 Classification: Life Safety
 Frequency: Nonrecurring
 Status Phase: Implementation
 Start Date: FY 2017
 Funding Needs: \$-0-



Project Description

This project was implemented to provide for appropriate tracking of federal grant funds and grant related expenditures allowable under the 2016 SHSP federal equipment grant.

Project Purpose and Need

The City was successful in obtaining the federal 2016 SHSP grant to replace life safety equipment within the fire department. As grant funds are required to be received and expensed according to specific guidelines, City staff creates a project for grant funds received and related grant expenditures.

Development Plan and Status

The 2016 SHSP is currently pending allowable expenditures under the grant.

Financial Implications

The project has a life-to-date budget of \$36,893. As this project fully funded through federal grants, City staff does not anticipate the need for additional funding.

Five Year Budget

Funding Source	Life to Date Budget	Current Funds Available	Funding Needs	FY 2019	FY 2020	FY 2021	FY 2022	FY 2023
Federal grants	\$ 36,863	\$ 36,863	\$ -	\$ -	\$ -	\$ -	\$ -	\$ -
Totals	\$ 36,863	\$ 36,863	\$ -	\$ -	\$ -	\$ -	\$ -	\$ -

Expenditures	Life to Date Budget	Life to Date Expenditures	Project Balance	FY 2019	FY 2020	FY 2021	FY 2022	FY 2023
Machinery & Equipment	\$ 36,863	\$ -	\$ 36,863	\$ -	\$ -	\$ -	\$ -	\$ -
Totals	\$ 36,863	\$ -	\$ 36,863	\$ -	\$ -	\$ -	\$ -	\$ -



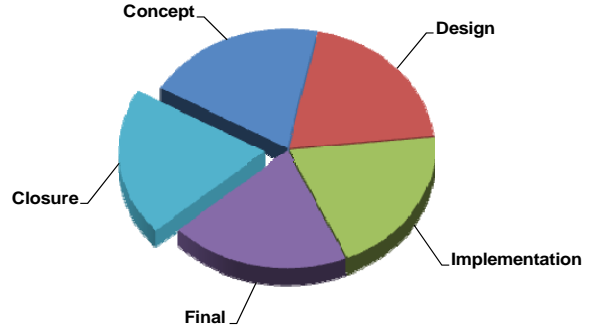
Long-Term Capital Improvement Plan Fiscal Years 2019 – 2023

KPD Federal Equipment Grant Project Number 4049

Total Project: \$18,260

Funding Source: Federal grants

Priority Level: 1
 Classification: Life Safety
 Frequency: Nonrecurring
 Status Phase: Closure
 Start Date: FY 2017
 Funding Needs: \$4,901



Project Description

This project was implemented to provide for appropriate tracking of federal grant funds and grant related expenditures allowable under the KPD federal equipment grant.

Project Purpose and Need

The City was successful in obtaining the federal equipment grant to replace life safety equipment within the police department. As grant funds are required to be received and expensed according to specific guidelines, City staff creates a project for grant funds received and related grant expenditures.

Development Plan and Status

The federal equipment grant has currently been awarded and allowable expenditures submitted to the granting agency. City staff anticipates this project to close in fiscal year 2018.

Financial Implications

The project has a life-to-date budget of \$13,359. This project is mostly funded through federal grants. City staff anticipates \$4,091 in additional funding to complete the project.

Five Year Budget

Funding Source	Life to Date Budget	Current Funds Available	Funding Needs	FY 2019	FY 2020	FY 2021	FY 2022	FY 2023
Federal grants	\$ 13,359	\$ -	\$ -	\$ -	\$ -	\$ -	\$ -	\$ -
Appropriations	-	(4,901)	4,901	-	-	-	-	-
Totals	\$ 13,359	\$ (4,901)	\$ 4,901	\$ -	\$ -	\$ -	\$ -	\$ -

Expenditures	Life to Date Budget	Life to Date Expenditures	Project Balance	FY 2019	FY 2020	FY 2021	FY 2022	FY 2023
Machinery & Equipment	\$ 13,359	\$ 18,260	\$ (4,901)	\$ 4,901	\$ -	\$ -	\$ -	\$ -
Totals	\$ 13,359	\$ 18,260	\$ (4,901)	\$ 4,901	\$ -	\$ -	\$ -	\$ -



Long-Term Capital Improvement Plan Fiscal Years 2019 – 2023

B. Building Improvement Fund

The Building Improvement Fund is comprised of projects that must meet one the following criteria:

- Citywide projects for new building construction
- New facility construction projects that are managed by general fund subdepartments but do not qualify for another capital project fund – i.e. the Kodiak Fire Station building project would fall into the Building Improvement fund whereas the Fire Station Deferred Maintenance is a general capital project.

The table below summarizes projects that fall within the scope of the Building Improvement Capital Projects. These projects are shown as New Concept projects per the Plan and Current Projects in Progress.

Funding Source	Life to Date Budget	Current Funds Available	Funding Needs	FY 2019	FY 2020	FY 2021	FY 2022	FY 2023
New Concept Projects								
General fund	\$ 4,500,000	\$ -	\$ 4,500,000	\$ -	\$ 4,500,000	\$ -	\$ -	\$ -
Total New Concept Projects	4,500,000	-	4,500,000	-	4,500,000	-	-	-
Current Projects in Progress								
State grants	6,900,000	-	-	-	-	-	-	-
Local grants	500,000	-	-	-	-	-	-	-
General fund	2,110,000	1,238,699	14,000,000	2,000,000	12,000,000	-	-	-
New Library fund	5,424	-	-	-	-	-	-	-
Enhancement fund	2,510,000	-	-	-	-	-	-	-
Donations	693,477	-	-	-	-	-	-	-
Total Current Projects in Progress	12,718,901	1,238,699	14,000,000	2,000,000	12,000,000	-	-	-
Total New Concept & Current Projects in Progress	<u>\$ 17,218,901</u>	<u>\$ 1,238,699</u>	<u>\$ 18,500,000</u>	<u>\$ 2,000,000</u>	<u>\$ 16,500,000</u>	<u>\$ -</u>	<u>\$ -</u>	<u>\$ -</u>
Expenditures	Life to Date Budget	Life to Date Expenditures	Project Balance	FY 2019	FY 2020	FY 2021	FY 2022	FY 2023
Current Projects in Progress								
Salaries & Benefits	\$ 75,000	\$ 69,155	\$ 5,845	\$ -	\$ -	\$ -	\$ -	\$ -
Professional Services	1,205,000	966,184	238,816	-	-	-	-	-
Machinery & Equipment	425,000	408,193	16,807	-	-	-	-	-
Engineering & Design	1,083,000	1,074,720	8,280	-	-	-	-	-
Construction	9,667,529	8,961,950	705,579	-	-	-	-	-
Construction contingency	263,372	-	263,372	-	-	-	-	-
Total Current Projects in Progress	<u>\$ 12,718,901</u>	<u>\$ 11,480,202</u>	<u>\$ 1,238,699</u>	<u>\$ -</u>	<u>\$ -</u>	<u>\$ -</u>	<u>\$ -</u>	<u>\$ -</u>

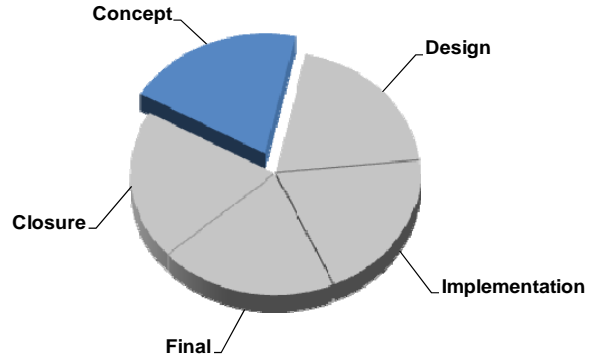


Public Works Building

Total Project: \$4,500,000

Funding Source: General Fund

Priority Level: 1
 Classification: Other City Infrastructure
 Frequency: Nonrecurring
 Status Phase: Concept
 Start Date: FY 2020
 Funding Needs: \$4,500,000



Project Description

The concept of this project is to replace the existing public works building. This building houses the citywide garage, engineering facilities, and public works administration offices.

Project Purpose and Need

The current public works facility was constructed in the 1960s. Due to the age of this facility, there are severe seismic structure stability issues, construction concerns with the block construction and the second floor stability. The primary purpose for replacement is the safety of the personnel. The block building does not have any structural steel in the blocks and the second floor office is not connected to the block construction. During an assessment performed in conjunction with the previous police station and fire station, it was determined that the public works facility would not survive a serious seismic condition.

Development Plan and Status

The public works facility was evaluated at the same time as the previous police station and the fire station. Upon completion of the fire station, the public works facility should be evaluated and moved to a higher priority as soon as funding becomes available.

Financial Implications

The project has a life-to-date budget of \$4,500,000. As state and federal grant sources are unknown at this time, the City’s general fund would provide the source of funds.

Five Year Budget

<u>Funding Source</u>	<u>5-Year Budget</u>	<u>Current Funds Available</u>	<u>Funding Needs</u>	<u>FY 2019</u>	<u>FY 2020</u>	<u>FY 2021</u>	<u>FY 2022</u>	<u>FY 2023</u>
General fund	\$ 4,500,000	\$ -	\$ 4,500,000	\$ -	\$ 4,500,000	\$ -	\$ -	\$ -
Totals	\$ 4,500,000	\$ -	\$ 4,500,000	\$ -	\$ 4,500,000	\$ -	\$ -	\$ -



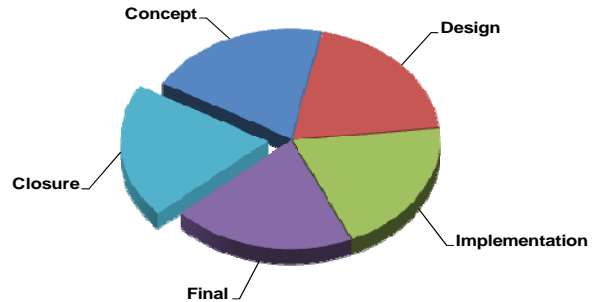
Long-Term Capital Improvement Plan Fiscal Years 2019 – 2023

Kodiak Public Library Project Number 6012

Total Project: \$11,608,901

Funding Source: Grants, General, Enhancement, Donations

Priority Level: 1
 Classification: Other City Infrastructure
 Frequency: Nonrecurring
 Status Phase: Closure
 Start Date: FY 2010
 Funding Needs: \$-0-



Project Description

This project was implemented to replace the aging library facility.

Project Purpose and Need

The City determined that the previous library facility was in need of replacement. The City was successful in obtaining local funding and state grant funding. In addition, the City provided funding through the general fund and enhancement fund.

Development Plan and Status

The library was successfully completed in fiscal year 2013 and all major outstanding items were completed in fiscal year 2016. The remaining construction items will be completed in fiscal year 2018. This project will close in fiscal year 2018.

Financial Implications

This project is set to close in the current fiscal year. As this project was fully funded through grant funds and City funds, City staff does not anticipate the need for additional funding.

Five Year Budget

Funding Source	Life to Date Budget	Current Funds Available	Funding Needs	FY 2019	FY 2020	FY 2021	FY 2022	FY 2023
State grants	\$ 6,900,000	\$ -	\$ -	\$ -	\$ -	\$ -	\$ -	\$ -
Local grants	500,000	-	-	-	-	-	-	-
General fund	1,000,000	587,038	-	-	-	-	-	-
Library fund	5,424	-	-	-	-	-	-	-
Enhancement fund	2,510,000	-	-	-	-	-	-	-
Donations	693,477	-	-	-	-	-	-	-
Totals	\$ 11,608,901	\$ 587,038	\$ -	\$ -	\$ -	\$ -	\$ -	\$ -

Expenditures	Life to Date Budget	Life to Date Expenditures	Project Balance	FY 2019	FY 2020	FY 2021	FY 2022	FY 2023
Salaries & Benefits	\$ 55,000	\$ 48,728	\$ 6,272	\$ -	\$ -	\$ -	\$ -	\$ -
Professional Services	865,000	801,841	63,159	-	-	-	-	-
Machinery & Equipment	425,000	408,193	16,807	-	-	-	-	-
Engineering & Design	1,083,000	1,074,720	8,280	-	-	-	-	-
Construction	8,917,529	8,688,381	229,148	-	-	-	-	-
Construction Contingency	263,372	-	263,372	-	-	-	-	-
Totals	\$ 11,608,901	\$ 11,021,863	\$ 587,038	\$ -	\$ -	\$ -	\$ -	\$ -



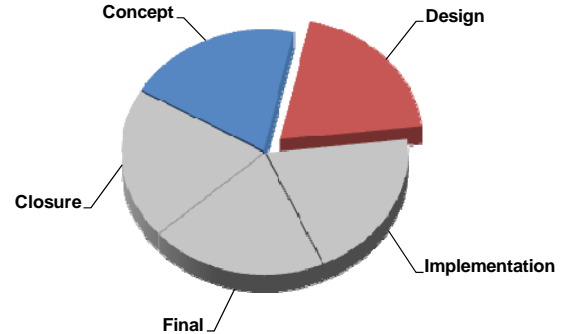
Long-Term Capital Improvement Plan Fiscal Years 2019 – 2023

Kodiak Fire Station Project Number 6015

Total Project: \$15,110,000

Funding Source: General fund

Priority Level: 1
 Classification: Life Safety
 Frequency: Nonrecurring
 Status Phase: Implementation
 Start Date: FY 2014
 Funding Needs: \$14,000,000



Project Description

This project was implemented to construct a new fire station.

Project Purpose and Need

The City fire station has currently been in use since the 1950s. The fire station requires continual repairs and maintenance to keep it in operational use. The building would not survive a major tsunami or seismic activity. The safety of the fire department personnel and the need for emergency services 24-hours a day require the facility to be replaced.

Development Plan and Status

The location of the fire station was originally intended to be constructed next to the existing fire station. The City has demolished the existing structure on this property and cleared the land. Currently, there is contaminated soil at the newly intended location. In addition, new tsunami inundation zone maps were created during fiscal year 2017. The site of the new fire station, and the existing fire station, are within the new inundation zones. Therefore, the City is currently assessing the location of the new facility.

Financial Implications

The project has a life-to-date budget of \$15,110,000 which includes the existing project budget of \$1,110,000 and additional funding needs of \$14,000,000. The City is currently researching federal and state grant opportunities. At this time, state and federal funding is unknown, therefore until such time as outside funding can be procured the additional funding needs would come from the general fund.

Five Year Budget

Funding Source	Life to Date Budget	Current Funds Available	Funding Needs	FY 2019	FY 2020	FY 2021	FY 2022	FY 2023
General fund	\$ 1,110,000	\$ 651,661	\$ 14,000,000	\$ 2,000,000	\$ 12,000,000	\$ -	\$ -	\$ -
Totals	\$ 1,110,000	\$ 651,661	\$ 14,000,000	\$ 2,000,000	\$ 12,000,000	\$ -	\$ -	\$ -

Expenditures	Life to Date Budget	Life to Date Expenditures	Project Balance	FY 2019	FY 2020	FY 2021	FY 2022	FY 2023
Salaries & Benefits	\$ 20,000	\$ 20,427	\$ (427)	\$ -	\$ -	\$ -	\$ -	\$ -
Professional Services	340,000	164,343	175,657	-	-	-	-	-
Construction	750,000	273,569	476,431	-	-	-	-	-
Totals	\$ 1,110,000	\$ 458,339	\$ 651,661	\$ -	\$ -	\$ -	\$ -	\$ -



Long-Term Capital Improvement Plan Fiscal Years 2019 – 2023

C. Streets Improvement Fund

The Streets Improvement Fund is comprised of projects that must meet one the following criteria:

- Citywide projects for repair and maintenance of existing city-owned streets, sidewalks, curbs, and gutters.
- Water / Sewer / Streets infrastructure projects are designed to replace needed sections of city streets and the underlying water and sewer infrastructure. These projects are maintained in the Water Improvement fund (see the Water Improvement Fund for project-specific details). The funding sources from these projects are as follows:

Water fund: 35%
Sewer fund: 35%
Streets fund: 30% (Funding provided through the General Fund)

The table below summarizes projects that fall within the scope of the Streets Improvement Fund capital projects. These projects are shown as New Concept projects per the Plan and Current Projects in Progress.

Funding Source	Life to Date Budget	Current Funds Available	Funding Needs	FY 2019	FY 2020	FY 2021	FY 2022	FY 2023
New Concept Projects								
General fund	\$ 21,500,000	\$ -	\$ 21,500,000	\$ 500,000	\$ 500,000	\$ -	\$ 5,000,000	\$ 15,500,000
Total New Concept Projects	21,500,000	-	21,500,000	500,000	500,000	-	5,000,000	15,500,000
Current Projects in Progress								
General fund	2,702,000	208,757	13,152,400	935,000	567,400	550,000	550,000	10,550,000
Water fund	804,032	443,796	11,600	-	11,600	-	-	-
Sewer fund	219,000	38,796	11,600	-	11,600	-	-	-
Cargo fund	5,000	-	8,700	-	8,700	-	-	-
Shipyard fund	11,000	-	8,700	-	8,700	-	-	-
Appropriations	817,000	805,318	-	-	-	-	-	-
Total Current Projects in Progress	4,558,032	1,496,667	13,193,000	935,000	608,000	550,000	550,000	10,550,000
Total New Concept & Current Projects in Progress	<u>\$ 26,058,032</u>	<u>\$ 1,496,667</u>	<u>\$ 34,693,000</u>	<u>\$ 1,435,000</u>	<u>\$ 1,108,000</u>	<u>\$ 550,000</u>	<u>\$ 5,550,000</u>	<u>\$ 26,050,000</u>

Expenditures	Life to Date Budget	Life to Date Expenditures	Project Balance	FY 2019	FY 2020	FY 2021	FY 2022	FY 2023
Current Projects in Progress								
Salaries & Benefits	\$ 72,300	\$ 47,111	\$ 25,189	\$ -	\$ -	\$ -	\$ -	\$ -
Professional Services	140,700	97,767	42,933	-	-	-	-	-
Engineering & Design	447,000	144,309	302,691	-	-	-	-	-
Construction	3,898,032	2,772,178	1,125,854	-	-	-	-	-
Total Current Projects in Progress	<u>\$ 4,558,032</u>	<u>\$ 3,061,365</u>	<u>\$ 1,496,667</u>	<u>\$ -</u>	<u>\$ -</u>	<u>\$ -</u>	<u>\$ -</u>	<u>\$ -</u>



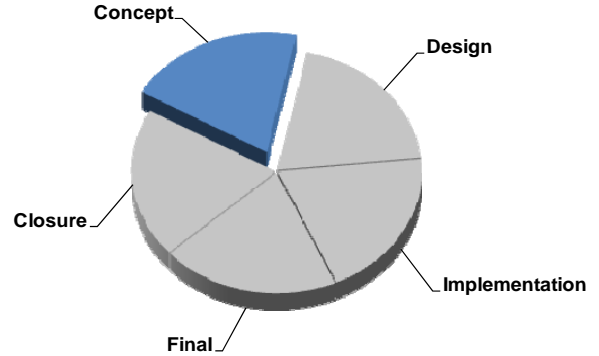
Long-Term Capital Improvement Plan Fiscal Years 2019 – 2023

Mission Road Rebuild

Total Project: \$21,500,000

Funding Source: General Fund

Priority Level: 2
 Classification: Other City Infrastructure
 Frequency: Nonrecurring
 Status Phase: Concept
 Start Date: FY 2019
 Funding Needs: \$21,500,000



Project Description

The concept of this project is to rebuild Mission Road.

Project Purpose and Need

Sections of Mission Road from 12th Avenue to town have failing retaining walls on the downhill side of the street. This area maintains the original water and sewer utilities that were installed in the 1950s. This section has significant drainage issues. From 12th Avenue north to the city limits, some sections of water and sewer have been upgraded but not all sections. Pedestrian improvements would be needed in this area as this section does not have road-shoulders and all foot traffic occurs on the road surface.

Development Plan and Status

Engineering and design would occur in the early phases of this project with construction completing the final phases.

Financial Implications

The project has a life-to-date budget of \$21,500,000. State funding sources have been unsuccessful in the past. As state and federal grant sources are unknown at this time, the City's general fund would provide the source of funds.

Five Year Budget

Funding Source	Life to Date Budget	Current Funds Available	Funding Needs	FY 2019	FY 2020	FY 2021	FY 2022	FY 2023
General Fund	\$21,500,000	\$ -	\$21,500,000	\$ 500,000	\$ 500,000	\$ -	\$ 5,000,000	\$ 15,500,000
Totals	\$21,500,000	\$ -	\$21,500,000	\$ 500,000	\$ 500,000	\$ -	\$ 5,000,000	\$ 15,500,000

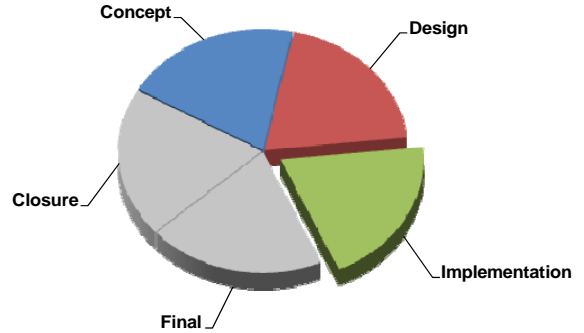


Long-Term Capital Improvement Plan Fiscal Years 2019 – 2023

Annual Sidewalk, Curb, & Gutter Project Number 5003

Total Project: \$1,055,032 Funding Source: General, Water, Sewer, Appropriations

Priority Level: 1
 Classification: Other City Infrastructure
 Frequency: Recurring
 Status Phase: Implementation
 Start Date: FY 2003
 Funding Needs: \$250,000



Project Description

This project performs annual repairs and maintenance to City sidewalks, curbs, and gutters.

Project Purpose and Need

As sidewalks, curbs, and gutters can be hazardous during the winter months, each year the public works department performs routine repairs and maintenance to ensure that these are within optimal standards.

Development Plan and Status

Each fiscal year, various locations are evaluated for critical repairs and maintenance. For the most recent fiscal year, there was 150 feet of curb and gutter repairs, 82 square yards of sidewalk repaired, and 736 square feet of sidewalk removed. As this project is evaluated each fiscal year, upcoming fiscal year repairs and maintenance will be determined on an as-needed basis.

Financial Implications

The project has a life-to-date budget of \$805,032. As sidewalk, curb, and gutter repairs are approximately \$50,000 per year, this project would require an additional \$250,000 over the next five-year period.

Five Year Budget

Funding Source	Life to Date Budget	Current Funds Available	Funding Needs	FY 2019	FY 2020	FY 2021	FY 2022	FY 2023
General Fund	\$ 475,000	\$ 65,951	\$ 250,000	\$ 50,000	\$ 50,000	\$ 50,000	\$ 50,000	\$ 50,000
Water fund	240,032	10,000	-	-	-	-	-	-
Sewer fund	55,000	10,000	-	-	-	-	-	-
Appropriations	35,000	35,000	-	-	-	-	-	-
Totals	\$ 805,032	\$ 120,951	\$ 250,000	\$ 50,000	\$ 50,000	\$ 50,000	\$ 50,000	\$ 50,000

Expenditures	Life to Date Budget	Life to Date Expenditures	Project Balance	FY 2019	FY 2020	FY 2021	FY 2022	FY 2023
Salaries & Benefits	\$ 50,000	\$ 37,774	\$ 12,226	\$ -	\$ -	\$ -	\$ -	\$ -
Engineering & Design	50,000	36,469	13,531	-	-	-	-	-
Construction	705,032	609,838	95,194	-	-	-	-	-
Totals	\$ 805,032	\$ 684,081	\$ 120,951	\$ -	\$ -	\$ -	\$ -	\$ -



Long-Term Capital Improvement Plan Fiscal Years 2019 – 2023

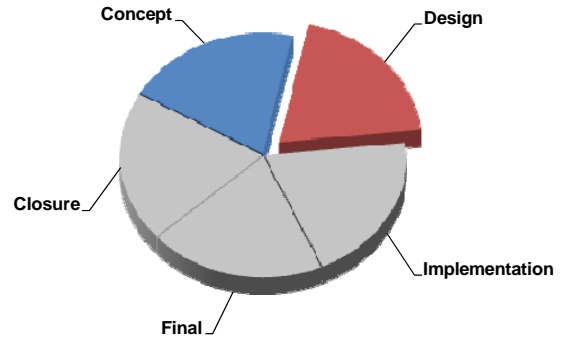
Storm Drainage Repair on Simeonoff

Project Number 5032

Total Project: \$915,000

Funding Source: General fund, Water fund

Priority Level: 3
 Classification: Other City Infrastructure
 Frequency: Nonrecurring
 Status Phase: Design
 Start Date: FY 2013
 Funding Needs: \$370,000



Project Description

This project was created to repair the storm drainage on Simeonoff Street.

Project Purpose and Need

Simeonoff Street requires repairs to prevent wash out underneath the pavement due to sink holes in the area.

Development Plan and Status

During 2001, the City replaced a large section of the drainage system that crossed East Addition park. Sink holes are now forming in the section where the drainage system stopped to the edge of the street. These repairs include sections of Oak Street and Simeonoff Street.

Financial Implications

The project has a life-to-date budget of \$545,000. During fiscal year 2017 budget preparations, the Council determined that the needs for repairs on Mill Bay Road were highly critical. At that time, \$370,000 was removed from this project and transferred to the Mill Bay Road Rebuild project number 5036. Therefore, an additional \$370,000 would be needed in additional funding.

Five Year Budget

Funding Source	Life to Date Budget	Current Funds Available	Funding Needs	FY 2019	FY 2020	FY 2021	FY 2022	FY 2023
General fund	\$ 140,000	\$ 140,000	\$ 370,000	\$ 370,000	\$ -	\$ -	\$ -	\$ -
Water fund	405,000	405,000	-	-	-	-	-	-
Totals	\$ 545,000	\$ 545,000	\$ 370,000	\$ 370,000	\$ -	\$ -	\$ -	\$ -

Expenditures	Life to Date Budget	Life to Date Expenditures	Project Balance	FY 2019	FY 2020	FY 2021	FY 2022	FY 2023
Engineering & Design	\$ 10,000	\$ -	\$ 10,000	\$ -	\$ -	\$ -	\$ -	\$ -
Construction	535,000	-	535,000	-	-	-	-	-
Totals	\$ 545,000	\$ -	\$ 545,000	\$ -	\$ -	\$ -	\$ -	\$ -

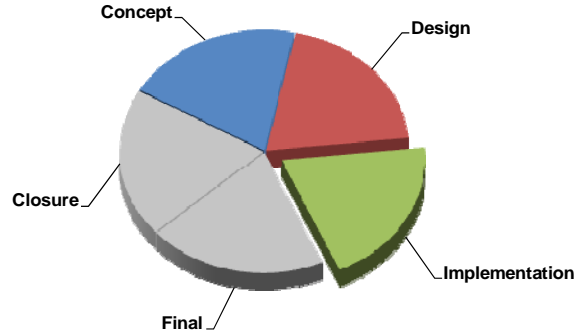


Long-Term Capital Improvement Plan Fiscal Years 2019 – 2023

Pillar Mountain Waste Dump Project Number 5033

Total Project: \$110,000 Funding Source: General, Water, Sewer, Appropriations

Priority Level: 5
 Classification: Other City Infrastructure
 Frequency: Nonrecurring
 Status Phase: Implementation
 Start Date: FY 2013
 Funding Needs: \$-0-



Project Description

This project develops city land for disposal of public works waste materials.

Project Purpose and Need

The site is located at the previous rock quarry on Pillar Mountain Road. This project designs and establishes a site to be used for disposal of waste soil from City capital improvement projects. This project will also include the fill profiles, grade, and establish the storm water pollution prevention plan.

Development Plan and Status

This project is in the implementation phase. The City awarded a professional services contract to Dowl LLC. Since its concept phase, the site has been developed and constructed. The estimated closure for this project is during fiscal year 2018.

Financial Implications

The project has a life-to-date budget of \$110,000. Currently, there is \$31,991 available in the project and City staff does not anticipate the need for additional funding.

Five Year Budget

Funding Source	Life to Date Budget	Current Funds Available	Funding Needs	FY 2019	FY 2020	FY 2021	FY 2022	FY 2023
General Fund	\$ 50,000	\$ 2,399	\$ -	\$ -	\$ -	\$ -	\$ -	\$ -
Water fund	20,000	4,796	-	-	-	-	-	-
Sewer fund	20,000	4,796	-	-	-	-	-	-
Appropriations	20,000	20,000	-	-	-	-	-	-
Totals	\$ 110,000	\$ 31,991	\$ -	\$ -	\$ -	\$ -	\$ -	\$ -

Expenditures	Life to Date Budget	Life to Date Expenditures	Project Balance	FY 2019	FY 2020	FY 2021	FY 2022	FY 2023
Salaries & Benefits	\$ 1,000	\$ 1,108	\$ (108)	\$ -	\$ -	\$ -	\$ -	\$ -
Professional Services	\$ 59,000	\$ 30,246	28,754	-	-	-	-	-
Engineering & Design	50,000	46,655	3,345	-	-	-	-	-
Totals	\$ 110,000	\$ 78,009	\$ 31,991	\$ -	\$ -	\$ -	\$ -	\$ -



Long-Term Capital Improvement Plan Fiscal Years 2019 – 2023

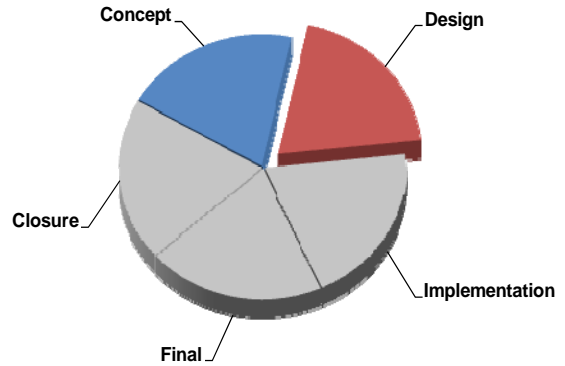
Rocks for Public Works Maintenance

Project Number 5034

Total Project: \$60,000

Funding Source: Water, Sewer, Appropriations

Priority Level: 5
 Classification: Other City Infrastructure
 Frequency: Recurring
 Status Phase: Design
 Start Date: FY 2013
 Funding Needs: \$-0-



Project Description

This project was created for annual purchases of construction materials for the public works department.

Project Purpose and Need

The public works department provides annual repairs and maintenance to roads, streets, and other infrastructure projects. During the construction phase, many of these projects will require rocks and other construction materials. This project would purchase these materials based on the annual infrastructure and repairs and maintenance projects in progress.

Development Plan and Status

This project has been approved and moved into the design phase. Once the construction materials needed have been identified, the public works department will begin bid and purchase procedures.

Financial Implications

The project has a life-to-date budget of \$60,000. Once the project moves forward into the implementation phase, this project would require annual funding that would be dependent upon the construction projects in progress.

Five Year Budget

Funding Source	Life to Date Budget	Current Funds Available	Funding Needs	FY 2019	FY 2020	FY 2021	FY 2022	FY 2023
Water fund	\$ 24,000	\$ 24,000	\$ -	\$ -	\$ -	\$ -	\$ -	\$ -
Sewer fund	24,000	24,000	-	-	-	-	-	-
Appropriations	12,000	12,000	-	-	-	-	-	-
Totals	\$ 60,000	\$ 60,000	\$ -	\$ -	\$ -	\$ -	\$ -	\$ -

Expenditures	Life to Date Budget	Life to Date Expenditures	Project Balance	FY 2019	FY 2020	FY 2021	FY 2022	FY 2023
Construction	\$ 60,000	\$ -	\$ 60,000	\$ -	\$ -	\$ -	\$ -	\$ -
Totals	\$ 60,000	\$ -	\$ 60,000	\$ -	\$ -	\$ -	\$ -	\$ -



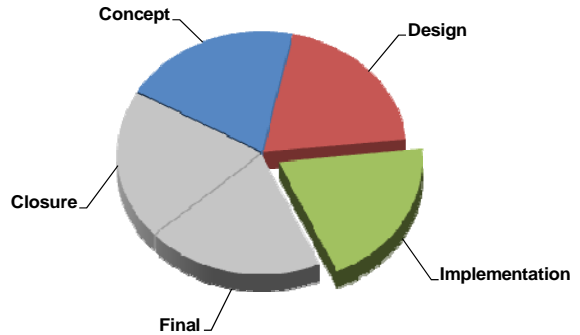
Long-Term Capital Improvement Plan Fiscal Years 2019 – 2023

Spill Prevention Containment & Countermeasures

Project Number 5035

Total Project: \$116,000 Funding Source: General, Water, Sewer, Cargo, Shipyard

Priority Level: 1
 Classification: Regulatory
 Frequency: Recurring –Every 5 Years
 Status Phase: Implementation
 Start Date: FY 2015
 Funding Needs: \$58,000



Project Description

This project was created to address mandatory EPA regulatory requirements.

Project Purpose and Need

This project would develop a plan for spill prevention containment and countermeasures that is part of mandatory requirements by the EPA for any facilities that store greater than approximately 1,300 gallons of petroleum above ground. The police department, public works department, and harbor department meet the requirements and therefore must adhere to these regulations. Based on EPA requirements, these facilities must have written plans and trained personnel for inspections, spill prevention, and spill-related emergencies.

Development Plan and Status

Based on EPA regulations, the spill prevention containment and countermeasures plan must be updated, including training, every 5 years.

Financial Implications

The project has a life-to-date budget of \$58,000. Currently, there is \$ 407 available in the project. As this plan and training should occur every five years, City staff anticipates additional funding needs of \$58,000 for the next cyclical rotation.

Five Year Budget

Funding Source	Life to Date Budget	Current Funds Available	Funding Needs	FY 2019	FY 2020	FY 2021	FY 2022	FY 2023
General fund	\$ 7,000	\$ 407	\$ 17,400	\$ -	\$ 17,400	\$ -	\$ -	\$ -
Water fund	15,000	-	11,600	-	11,600	-	-	-
Sewer fund	20,000	-	11,600	-	11,600	-	-	-
Cargo fund	5,000	-	8,700	-	8,700	-	-	-
Shipyard fund	11,000	-	8,700	-	8,700	-	-	-
Totals	\$ 58,000	\$ 407	\$ 58,000	\$ -	\$ 58,000	\$ -	\$ -	\$ -

Expenditures	Life to Date Budget	Life to Date Expenditures	Project Balance	FY 2019	FY 2020	FY 2021	FY 2022	FY 2023
Salaries & Benefits	\$ 1,300	\$ 1,276	\$ 24	\$ -	\$ -	\$ -	\$ -	\$ -
Professional Services	56,700	56,317	383	-	-	-	-	-
Totals	\$ 58,000	\$ 57,593	\$ 407	\$ -	\$ -	\$ -	\$ -	\$ -



Long-Term Capital Improvement Plan Fiscal Years 2019 – 2023

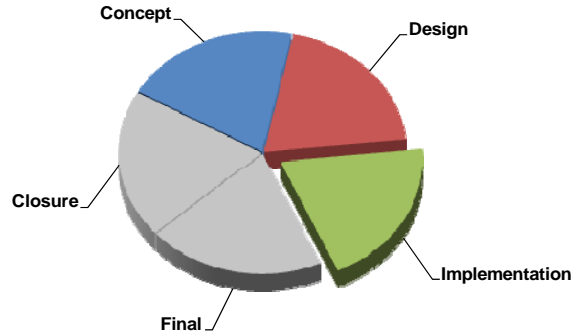
Mill Bay Road Rebuild

Project Number 5036

Total Project: \$12,670,000

Funding Source: General, Water, Sewer, Appropriations

Priority Level: 1
 Classification: Other City Infrastructure
 Frequency: Nonrecurring
 Status Phase: Implementation
 Start Date: FY 2015
 Funding Needs: \$10,000,000



Project Description

This project was created to address resurfacing Mill Bay Road and evaluate a complete rebuild.

Project Purpose and Need

This project was created to address resurfacing Mill Bay Road and evaluate the conditions of the underlying sub-grade and expected life of the asphalt. As the busiest street within the City, continual maintenance of this road is critical to avoid a complete asphalt failure and a complete sub-grade surface failure.

Development Plan and Status

In 2015 through 2017, an overlay of asphalt project was performed for a cost of approximately \$2 million. During this time, the contractor noted that the curb and gutters are deteriorating and the asphalt is beginning to deteriorate. By 2023, the overlay will be approximately 6-8 years old. To avoid an extremely costly sub-grade surface rebuild, the existing asphalt surface should be entirely rebuilt prior to total asphalt failure.

Financial Implications

The project has a life-to-date budget of \$2,670,000. Currently, there is \$ 439,522 available in the project and City staff anticipates \$10,000,000 in future funding needs to rebuild Mill Bay Road.

Five Year Budget

Funding Source	Life to Date Budget	Current Funds Available	Funding Needs	FY 2019	FY 2020	FY 2021	FY 2022	FY 2023
General fund	\$ 2,020,000	\$ -	\$ 10,000,000	\$ -	\$ -	\$ -	\$ -	\$ 10,000,000
Water fund	100,000	-	-	-	-	-	-	-
Sewer fund	100,000	-	-	-	-	-	-	-
Appropriations	450,000	439,522	-	-	-	-	-	-
Totals	\$ 2,670,000	\$ 439,522	\$ 10,000,000	\$ -	\$ -	\$ -	\$ -	\$ 10,000,000

Expenditures	Life to Date Budget	Life to Date Expenditures	Project Balance	FY 2019	FY 2020	FY 2021	FY 2022	FY 2023
Salaries & Benefits	\$ 10,000	\$ 6,953	\$ 3,047	\$ -	\$ -	\$ -	\$ -	\$ -
Engineering & Design	62,000	61,185	815	-	-	-	-	-
Construction	2,598,000	2,162,340	435,660	-	-	-	-	-
Totals	\$ 2,670,000	\$ 2,230,478	\$ 439,522	\$ -	\$ -	\$ -	\$ -	\$ -



Long-Term Capital Improvement Plan Fiscal Years 2019 – 2023

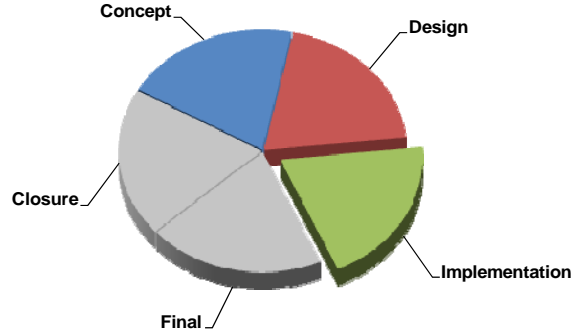
Underground Storage Tank Inspections

Project Number 5037

Total Project: \$40,000

Funding Source: General, Appropriations

Priority Level: 1
 Classification: Regulatory
 Frequency: Recurring –Every 3 Years
 Status Phase: Implementation
 Start Date: FY 2015
 Funding Needs: \$15,000



Project Description

The project accounts for the regulatory inspections of the underground storage tanks.

Project Purpose and Need

This project was created to perform regulatory inspections every three years.

Development Plan and Status

In 2015, the regulatory compliance, repairs and maintenance, and inspections were performed. Additional funding was added during the 2017 budget year to perform repairs and maintenance on the underground storage tanks.

Financial Implications

The project has a life-to-date budget of \$25,000. Currently, there is \$13,796 available in the project and City staff anticipates an additional \$15,000 in future funding needs for the upcoming cyclical inspections.

Five Year Budget

Funding Source	Life to Date Budget	Current Funds Available	Funding Needs	FY 2019	FY 2020	FY 2021	FY 2022	FY 2023
General fund	\$ 10,000	\$ -	\$ 15,000	\$ 15,000	\$ -	\$ -	\$ -	\$ -
Appropriations	15,000	13,796	-	-	-	-	-	-
Totals	\$ 25,000	\$ 13,796	\$ 15,000	\$ 15,000	\$ -	\$ -	\$ -	\$ -

Expenditures	Life to Date Budget	Life to Date Expenditures	Project Balance	FY 2019	FY 2020	FY 2021	FY 2022	FY 2023
Professional Services	\$ 25,000	\$ 11,204	\$ 13,796	\$ -	\$ -	\$ -	\$ -	\$ -
Totals	\$ 25,000	\$ 11,204	\$ 13,796	\$ -	\$ -	\$ -	\$ -	\$ -



Long-Term Capital Improvement Plan Fiscal Years 2019 – 2023

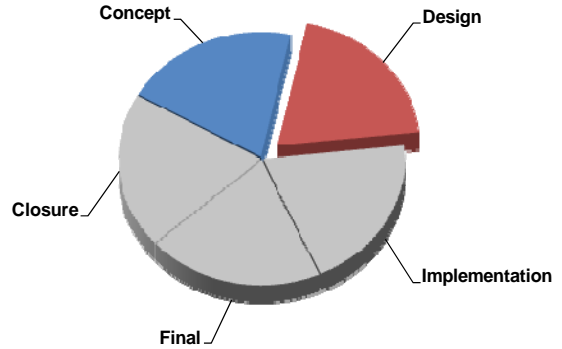
Above Ground Storage Tank

Project Number 5038

Total Project: \$35,000

Funding Source: Appropriations

Priority Level: 1
 Classification: Other City Infrastructure
 Frequency: Nonrecurring
 Status Phase: Design
 Start Date: FY 2018
 Funding Needs: \$-0-



Project Description

To construct an above ground petroleum storage tank for citywide fuel distribution.

Project Purpose and Need

The public works department currently maintains an underground storage tank for citywide fuel distribution. The existing tanks were installed in 1998 and are currently failing. Due to increased regulations, and mandatory inspections every 3 years, an above ground, double-walled tank system is much less restrictive.

Development Plan and Status

This project has been approved and moved into the design phase. Once the feasibility and cost estimates have been updated, the project will move forward to the implementation phase to bid and award construction.

Financial Implications

The project has a life-to-date budget of \$35,000. Once the project moves forward into the implementation phase, this project could require additional funding to assess soil contamination, construction, and final permitting.

Five Year Budget

Funding Source	Life to Date Budget	Current Funds Available	Funding Needs	FY 2019	FY 2020	FY 2021	FY 2022	FY 2023
Appropriations	\$ 35,000	\$ 35,000	\$ -	\$ -	\$ -	\$ -	\$ -	\$ -
Totals	\$ 35,000	\$ 35,000	\$ -	\$ -	\$ -	\$ -	\$ -	\$ -

Expenditures	Life to Date Budget	Life to Date Expenditures	Project Balance	FY 2019	FY 2020	FY 2021	FY 2022	FY 2023
Salaries & Benefits	\$ 5,000	\$ -	\$ 5,000	\$ -	\$ -	\$ -	\$ -	\$ -
Engineering & Design	30,000	-	30,000	-	-	-	-	-
Totals	\$ 35,000	\$ -	\$ 35,000	\$ -	\$ -	\$ -	\$ -	\$ -



Long-Term Capital Improvement Plan Fiscal Years 2019 – 2023

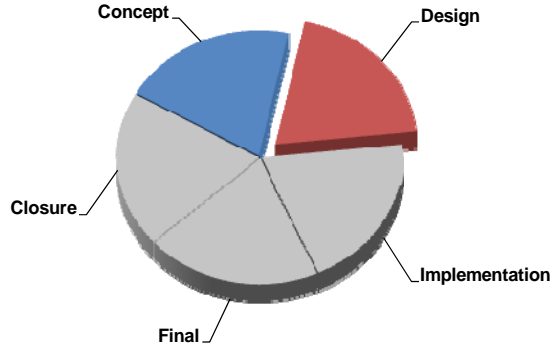
Annual Pavement Repairs

Project Number 5039

Total Project: \$2,750,000

Funding Source: Appropriations

Priority Level: 1
 Classification: Other City Infrastructure
 Frequency: Annual
 Status Phase: Design
 Start Date: FY 2018
 Funding Needs: \$2,500,000



Project Description

This project will repair, patch, or replace deteriorated asphalt pavement within City streets or parking lots on an annual basis.

Project Purpose and Need

The city has 19.5 miles of paved streets and a substantial amount of City owned paved parking throughout the downtown area and paved parking at each of the City facilities. As pavement wears and ages, it slowly deteriorates. By maintaining through patching potholes and repairing seams, the City can extend the life of the pavement as long as the pavement has not deteriorated to the point of total asphalt failure or total deterioration of the sub-grade surface conditions. At some point, the asphalt will reach the end of its life cycle and will have to be rebuilt prior to sub-grade surface deterioration.

Development Plan and Status

This project has been approved and moved into the design phase. Once the feasibility and cost estimates have been updated, the project will move forward to the implementation phase to bid and award construction.

Financial Implications

The project has a life-to-date budget of \$250,000. A total of \$2,500,000 will be needed over the next five years. This would require the general fund to transfer \$500,000 per year for annual pavement repairs.

Five Year Budget

Funding Source	Life to Date Budget	Current Funds Available	Funding Needs	FY 2019	FY 2020	FY 2021	FY 2022	FY 2023
General fund	\$ -	\$ -	\$ 2,500,000	\$ 500,000	\$ 500,000	\$ 500,000	\$ 500,000	\$ 500,000
Appropriations	250,000	250,000	-	-	-	-	-	-
Totals	\$ 250,000	\$ 250,000	\$ 2,500,000	\$ 500,000	\$ 500,000	\$ 500,000	\$ 500,000	\$ 500,000

Expenditures	Life to Date Budget	Life to Date Expenditures	Project Balance	FY 2019	FY 2020	FY 2021	FY 2022	FY 2023
Salaries & Benefits	\$ 5,000	\$ -	\$ 5,000	\$ -	\$ -	\$ -	\$ -	\$ -
Engineering & Design	245,000	-	245,000	-	-	-	-	-
Totals	\$ 250,000	\$ -	\$ 250,000	\$ -	\$ -	\$ -	\$ -	\$ -



This page intentionally left blank.



Long-Term Capital Improvement Plan Fiscal Years 2019 – 2023

D. Water Improvement Fund

The Water Improvement Fund is comprised of projects that must meet one the following criteria:

- Citywide projects for construction and repairs and maintenance of existing city-owned water infrastructure.
- Water / Sewer / Streets infrastructure projects are designed to replace needed sections of city streets and the underlying water and sewer infrastructure. These projects are maintained in the Water Improvement fund. The funding sources from these projects are as follows:

Water fund: 35%
Sewer fund: 35%
Streets fund: 30% (Funding provided through the General Fund)

The table below summarizes projects that fall within the scope of the Water Improvement Fund capital projects. These projects are shown as New Concept projects per the Plan and Current Projects in Progress.

Funding Source	Life to Date Budget	Current Funds Available	Funding Needs	FY 2019	FY 2020	FY 2021	FY 2022	FY 2023
New Concept Projects								
General fund	\$ 16,239,450	\$ -	\$ 16,239,450	\$ 1,608,000	\$ 1,879,739	\$ 5,915,581	\$ 1,832,250	\$ 5,003,880
Water fund	20,946,025	-	20,946,025	2,176,000	3,893,028	6,901,512	2,137,625	5,837,860
Sewer fund	18,946,025	-	18,946,025	1,876,000	2,193,028	6,901,512	2,137,625	5,837,860
Total New Concept Projects	56,131,500	-	56,131,500	5,660,000	7,965,795	19,718,605	6,107,500	16,679,600
Current Projects in Progress								
State grants	4,880,986	-	-	-	-	-	-	-
ADEC loans	2,426,620	-	-	-	-	-	-	-
Water fund	1,011,212	516,385	100,000	60,000	-	40,000	-	-
Sewer fund	251,212	26,018	40,000	-	-	40,000	-	-
Appropriations	5,278,106	5,351,559	2,516,000	500,000	500,000	516,000	500,000	500,000
Total Current Projects in Progress	13,848,136	5,893,962	2,656,000	560,000	500,000	596,000	500,000	500,000
Total New Concept & Current Projects in Progress	\$ 69,979,636	\$ 5,893,962	\$ 58,787,500	\$ 6,220,000	\$ 8,465,795	\$ 20,314,605	\$ 6,607,500	\$ 17,179,600

Expenditures	Life to Date Budget	Life to Date Expenditures	Project Balance	FY 2019	FY 2020	FY 2021	FY 2022	FY 2023
Current Projects in Progress								
Salaries & Benefits	\$ 57,300	\$ 41,238	\$ 16,062	\$ -	\$ -	\$ -	\$ -	\$ -
Professional Services	269,700	144,738	124,962	-	-	-	-	-
Engineering & Design	2,488,530	1,951,468	537,062	-	-	-	-	-
Construction	11,032,606	5,816,730	5,215,876	-	-	-	-	-
Total Current Projects in Progress	\$ 13,848,136	\$ 7,954,174	\$ 5,893,962	\$ -	\$ -	\$ -	\$ -	\$ -



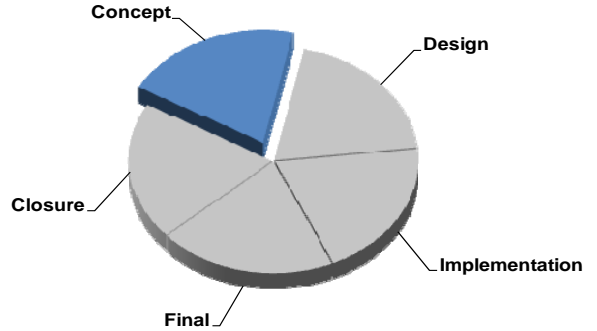
Long-Term Capital Improvement Plan Fiscal Years 2019 – 2023

CT Tank Internal Coating and External Painting

Total Project: \$2,000,000

Funding Source: Water Fund

Priority Level: 1
 Classification: Regulatory
 Frequency: Nonrecurring
 Status Phase: Concept
 Start Date: FY 2019
 Funding Needs: \$2,000,000



Project Description

To coat and paint the CT tanks for water treatment regulations.

Project Purpose and Need

The CT tanks were built and placed in service in 1995 to meet water treatment regulations for disinfection time. There are two tanks with a capacity of 2.2 million gallons each. Internal coating is critical as it comes into direct contact with the drinking water supply. Recoating the interior of the CT tanks will preserve its longevity while repainting the exterior of the tanks will preserve the structures from corrosion.

Development Plan and Status

During 2015, CH2M performed an internal inspection of tank A and an external inspection of both tanks. The remaining expected life for the internal coating was approximately 5 years at that time. Due to the length of time to complete the internal coating and exterior painting, this project would need to move into the design phase in fiscal year 2019 and into the implementation phase by fiscal year 2020.

Financial Implications

The project has a life-to-date budget of \$2,000,000. The budget was based off of data provided during fiscal year 2015, therefore, additional funding may be required once the project moves into the design phase. As state and federal grant and loan sources are unknown at this time, the City's water fund would provide the source of funds.

Five Year Budget

Funding Source	Life to Date Budget	Current Funds Available	Funding Needs	FY 2019	FY 2020	FY 2021	FY 2022	FY 2023
Water fund	\$ 2,000,000	\$ -	\$ 2,000,000	\$ 300,000	\$ 1,700,000	\$ -	\$ -	\$ -
Totals	\$ 2,000,000	\$ -	\$ 2,000,000	\$ 300,000	\$ 1,700,000	\$ -	\$ -	\$ -



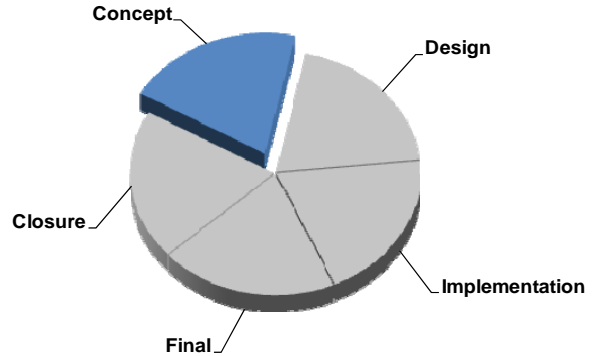
Long-Term Capital Improvement Plan Fiscal Years 2019 – 2023

Downtown Phase 3 – Center Street

Total Project: \$5,085,000

Funding Source: Water, Sewer, General

Priority Level: 1
 Classification: Public Utility Safety
 Frequency: Nonrecurring
 Status Phase: Concept
 Start Date: FY 2019
 Funding Needs: \$5,085,000



Project Description

Phase 3 of the Downtown Water and Sewer replacement is the first of 6 phases that were identified and phased as part of the downtown master plan. This project will replace the existing water, sewer, and storm drain system along the entire right-of-way on Center Street. The water main will be increased in size to improve flow to Marine Way. Existing alignment issues that conflict with current ADEC regulation will be corrected. The finished product will replace all existing surface improvements and new sidewalks. During the design, consideration will also be given to pedestrian paths and signage improvements.

Project Purpose and Need

All of the utilities in the downtown area were replaced after the 1964 earthquake and tidal wave. Currently, part of Center Street has two asbestos cement water mains that are undersized in order to help provide water to Marine Way to the processors. The sewer system has grade issues on the Rezanof side and the drainage system has deteriorated.

Development Plan and Status

The City Council adopted the downtown master plan in February 2015. The objective was to be able to eliminate several small water mains and update the existing utility infrastructure.

Financial Implications

The project has a life-to-date budget of \$5,085,000. State and federal grant and loan sources are unknown at this time. As this is a combined water-sewer-streets infrastructure project, the City's water fund, sewer fund, and general fund would provide the source of funds.

Five Year Budget

Funding Source	Life to Date Budget	Current Funds Available	Funding Needs	FY 2019	FY 2020	FY 2021	FY 2022	FY 2023
General Fund	\$ 1,525,500	\$ -	\$ 1,525,500	\$ 1,525,500	\$ -	\$ -	\$ -	\$ -
Water fund	1,779,750	-	1,779,750	1,779,750	-	-	-	-
Sewer fund	1,779,750	-	1,779,750	1,779,750	-	-	-	-
Totals	\$ 5,085,000	\$ -	\$ 5,085,000	\$ 5,085,000	\$ -	\$ -	\$ -	\$ -



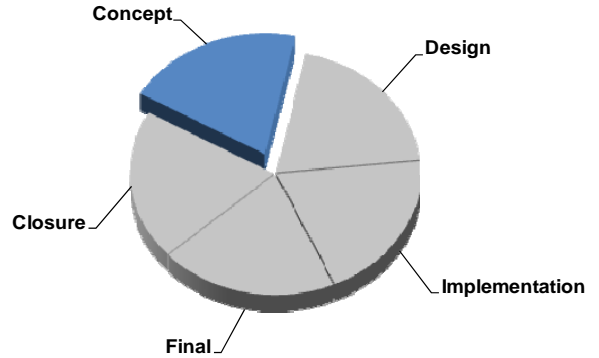
Long-Term Capital Improvement Plan Fiscal Years 2019 – 2023

Downtown Phase 4 – Mecca to Center Street

Total Project: \$5,335,000

Funding Source: Water, Sewer, General

Priority Level: 1
 Classification: Public Utility Safety
 Frequency: Nonrecurring
 Status Phase: Concept
 Start Date: FY 2019
 Funding Needs: \$5,335,000



Project Description

Phase 4 of the Downtown Water and Sewer replacement is the second of 6 phases that were identified and phased as part of the downtown master plan. This project will replace the existing water, sewer, and storm drain system along a portion of Marine Way from Center Street to the Mecca. The water main will be replaced with the same size. The sewer main will be replaced and increase in size and grade. The storm drainage will be routed to discharge along the Trident Seafood property adjacent to the spit. During the design, consideration will also be given to pedestrian paths and signage improvements.

Project Purpose and Need

All of the utilities in the downtown area were replaced after the 1964 earthquake and tidal wave. This project will include new water, sewer, force main sewer and storm drainage that will connect into the new storm drain that Trident Seafood installed on the spit.

Development Plan and Status

The City Council adopted the downtown master plan in February 2015. The objective was to be able to eliminate several small water mains and update the existing utility infrastructure.

Financial Implications

The project has a life-to-date budget of \$5,335,000. State and federal grant and loan sources are unknown at this time. As this is a combined water-sewer-streets infrastructure project, the City's water fund, sewer fund, and general fund would provide the source of funds.

Five Year Budget

Funding Source	Life to Date Budget	Current Funds Available	Funding Needs	FY 2019	FY 2020	FY 2021	FY 2022	FY 2023
General Fund	\$ 1,600,500	\$ -	\$ 1,600,500	\$ 82,500	\$ 1,518,000	\$ -	\$ -	\$ -
Water fund	1,867,250	-	1,867,250	96,250	1,771,000	-	-	-
Sewer fund	1,867,250	-	1,867,250	96,250	1,771,000	-	-	-
Totals	\$ 5,335,000	\$ -	\$ 5,335,000	\$ 275,000	\$ 5,060,000	\$ -	\$ -	\$ -



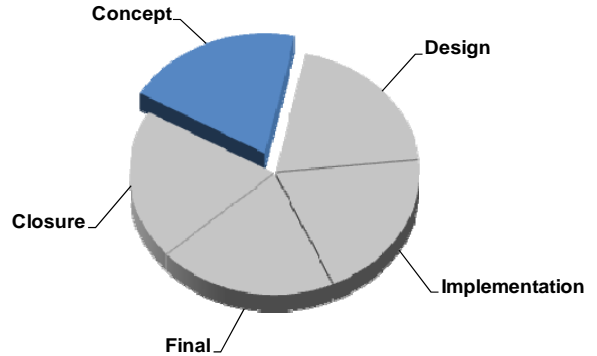
Long-Term Capital Improvement Plan Fiscal Years 2019 – 2023

Aleutian Homes Phase 7 – Hemlock Street

Total Project: \$5,768,000

Funding Source: Water, Sewer, General

Priority Level: 1
 Classification: Public Utility Safety
 Frequency: Nonrecurring
 Status Phase: Concept
 Start Date: FY 2020
 Funding Needs: \$5,768,000



Project Description

This project will continue the replacement of existing utilities within the Aleutian Homes subdivision. This section will encompass 1,900 feet (approximately 52 homes) and will replace the water, sewer, and storm drainage.

Project Purpose and Need

This project is part of the replacement of existing utilities within the Aleutian Homes subdivision. These utilities have been in place since the mid 1950s.

Development Plan and Status

Over the past fifteen years, the City has been slowly replacing and updating water, sewer, and storm drainage infrastructure within the Aleutian Homes subdivision. This phase would move into the design phase once the previous phase (Phase 6) has been completed.

Financial Implications

The project has a life-to-date budget of \$5,768,000. State and federal grant and loan sources are unknown at this time. As this is a combined water-sewer-streets infrastructure project, the City's water fund, sewer fund, and general fund would provide the source of funds.

Five Year Budget

Funding Source	Life to Date Budget	Current Funds Available	Funding Needs	FY 2019	FY 2020	FY 2021	FY 2022	FY 2023
General Fund	\$ 1,730,400	\$ -	\$ 1,730,400	\$ -	\$ 75,000	\$ 1,655,400	\$ -	\$ -
Water fund	2,018,800	-	2,018,800	-	87,500	1,931,300	-	-
Sewer fund	2,018,800	-	2,018,800	-	87,500	1,931,300	-	-
Totals	\$ 5,768,000	\$ -	\$ 5,768,000	\$ -	\$ 250,000	\$ 5,518,000	\$ -	\$ -



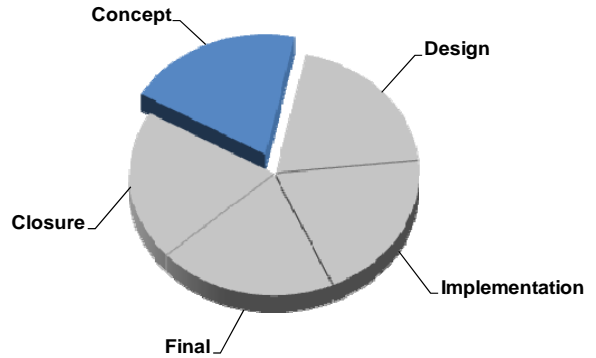
Long-Term Capital Improvement Plan Fiscal Years 2019 – 2023

Downtown Phase 5 – Mecca to Rezanof on Marine Way and Mall

Total Project: \$4,721,300

Funding Source: Water, Sewer, General

Priority Level: 1
 Classification: Public Utility Safety
 Frequency: Nonrecurring
 Status Phase: Concept
 Start Date: FY 2020
 Funding Needs: \$4,721,300



Project Description

Phase 5 of the Downtown Water and Sewer replacement is the third of 6 phases that were identified and phased as part of the downtown master plan. This project will replace the existing water, sewer, and storm drain system along a portion of Marine Way from the Mecca to Rezanof. The water main will be replaced with the same size. The sewer main will be replaced and increase in size and grade. The storm drainage will be routed to discharge along the Trident Seafood property adjacent to the spit. During the design, consideration will also be given to pedestrian paths and signage improvements.

Project Purpose and Need

All of the utilities in the downtown area were replaced after the 1964 earthquake and tidal wave. This project will include new water, sewer, force main sewer and storm drainage that will connect into the new storm drain that Trident Seafood installed on the spit.

Development Plan and Status

The City Council adopted the downtown master plan in February 2015. The objective was to be able to eliminate several small water mains and update the existing utility infrastructure.

Financial Implications

The project has a life-to-date budget of \$4,721,300. State and federal grant and loan sources are unknown at this time. As this is a combined water-sewer-streets infrastructure project, the City's water fund, sewer fund, and general fund would provide the source of funds.

Five Year Budget

Funding Source	Life to Date Budget	Current Funds Available	Funding Needs	FY 2019	FY 2020	FY 2021	FY 2022	FY 2023
General Fund	\$ 1,416,390	\$ -	\$ 1,416,390	\$ -	\$ 93,023	\$ 1,323,367	\$ -	\$ -
Water fund	1,652,455	-	1,652,455	-	108,526	1,543,929	-	-
Sewer fund	1,652,455	-	1,652,455	-	108,526	1,543,929	-	-
Totals	\$ 4,721,300	\$ -	\$ 4,721,300	\$ -	\$ 310,075	\$ 4,411,225	\$ -	\$ -



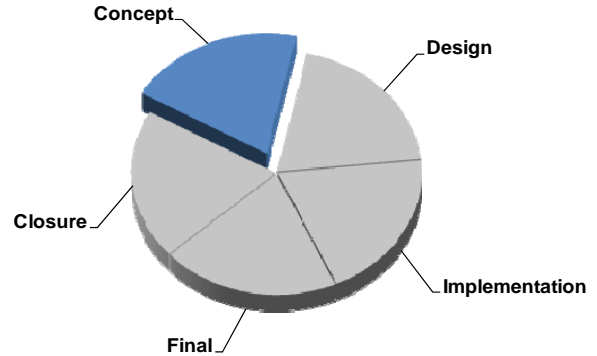
Long-Term Capital Improvement Plan Fiscal Years 2019 – 2023

Downtown Phase 6 – Alleys and Parking between the Mall and Center Street

Total Project: \$5,807,500

Funding Source: Water, Sewer, General

Priority Level: 1
 Classification: Public Utility Safety
 Frequency: Nonrecurring
 Status Phase: Concept
 Start Date: FY 2021
 Funding Needs: \$5,807,500



Project Description

Phase 6 of the Downtown Water and Sewer replacement is the fourth of 6 phases that were identified and phased as part of the downtown master plan. This project will replace the existing water, sewer, and storm drain system in the alleys and parking lots north of the Mall between Marine Way and Center Street. This phase is where some portions of existing water mains will be eliminated. The water main will be replaced with the same size. The sewer main will be replaced and increase in size and grade. The storm drainage will be replaced with the same size and include opportunities for commercial property owners to manage building drainage. During the design, consideration will also be given to pedestrian paths and signage improvements.

Project Purpose and Need

All of the utilities in the downtown area were replaced after the 1964 earthquake and tidal wave. This project will include new water, sewer, and storm drainage infrastructure.

Development Plan and Status

The City Council adopted the downtown master plan in February 2015. The objective was to be able to eliminate several small water mains and update the existing utility infrastructure.

Financial Implications

The project has a life-to-date budget of \$5,807,500. State and federal grant and loan sources are unknown at this time. As this is a combined water-sewer-streets infrastructure project, the City's water fund, sewer fund, and general fund would provide the source of funds.

Five Year Budget

Funding Source	Life to Date Budget	Current Funds Available	Funding Needs	FY 2019	FY 2020	FY 2021	FY 2022	FY 2023
General Fund	\$ 1,742,250	\$ -	\$ 1,742,250	\$ -	\$ -	\$ 120,750	\$ 1,621,500	\$ -
Water fund	2,032,625	-	2,032,625	-	-	140,875	1,891,750	-
Sewer fund	2,032,625	-	2,032,625	-	-	140,875	1,891,750	-
Totals	\$ 5,807,500	\$ -	\$ 5,807,500	\$ -	\$ -	\$ 402,500	\$ 5,405,000	\$ -



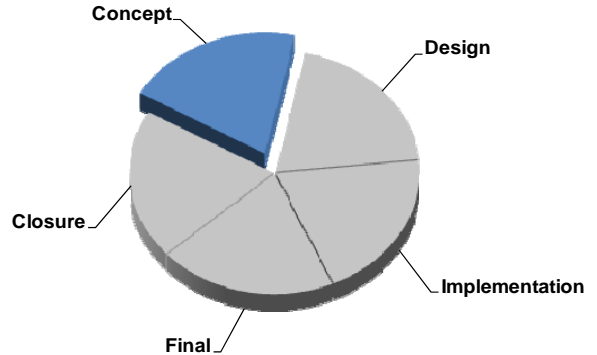
Long-Term Capital Improvement Plan Fiscal Years 2019 – 2023

Downtown Phase 7 – Mission Road, Marine Way to Kashevarof

Total Project: \$3,820,000

Funding Source: Water, Sewer, General

Priority Level: 1
 Classification: Public Utility Safety
 Frequency: Nonrecurring
 Status Phase: Concept
 Start Date: FY 2022
 Funding Needs: \$3,820,000



Project Description

Phase 7 of the Downtown Water and Sewer replacement is the fifth of 6 phases that were identified and phased as part of the downtown master plan. This project will replace the existing water, sewer, and storm drain system on Mission Road from the intersection of Marine Way to Kashevarof. The water and sewer mains will be replaced with the same size. The storm drainage will be replaced with the same size and capacity. During the design, consideration will also be given to pedestrian paths and signage improvements.

Project Purpose and Need

All of the utilities in the downtown area were replaced after the 1964 earthquake and tidal wave. This project will include new water, sewer, and storm drainage infrastructure.

Development Plan and Status

The City Council adopted the downtown master plan in February 2015. The objective was to be able to eliminate several small water mains and update the existing utility infrastructure.

Financial Implications

The project has a life-to-date budget of \$3,820,000. State and federal grant and loan sources are unknown at this time. As this is a combined water-sewer-streets infrastructure project, the City's water fund, sewer fund, and general fund would provide the source of funds.

Five Year Budget

Funding Source	Life to Date Budget	Current Funds Available	Funding Needs	FY 2019	FY 2020	FY 2021	FY 2022	FY 2023
General Fund	\$ 1,146,000	\$ -	\$ 1,146,000	\$ -	\$ -	\$ -	\$ 80,250	\$ 1,065,750
Water fund	1,337,000	-	1,337,000	-	-	-	93,625	1,243,375
Sewer fund	1,337,000	-	1,337,000	-	-	-	93,625	1,243,375
Totals	\$ 3,820,000	\$ -	\$ 3,820,000	\$ -	\$ -	\$ -	\$ 267,500	\$ 3,552,500



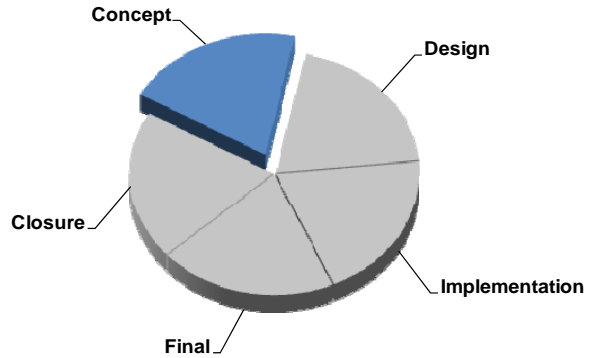
Long-Term Capital Improvement Plan Fiscal Years 2019 – 2023

Downtown Phase 8 – Kashevarof, Rezanof to Mission road

Total Project: \$6,560,000

Funding Source: Water, Sewer, General

Priority Level: 1
 Classification: Public Utility Safety
 Frequency: Nonrecurring
 Status Phase: Concept
 Start Date: FY 2022
 Funding Needs: \$6,560,000



Project Description

Phase 8 of the Downtown Water and Sewer replacement is the sixth and final of 6 phases that were identified and phased as part of the downtown master plan. This project will replace the existing water, sewer, and storm drain system on Kashevarof, including a portion of Upper Mill Bay Road, and connections into Rezanof and Center Street through easements. The water and sewer mains will be replaced with the same size. The storm drainage will be replaced with the same size and capacity. During the design, consideration will also be given to pedestrian paths and signage improvements.

Project Purpose and Need

All of the utilities in the downtown area were replaced after the 1964 earthquake and tidal wave. This project will include new water, sewer, and storm drainage infrastructure.

Development Plan and Status

The City Council adopted the downtown master plan in February 2015. The objective was to be able to eliminate several small water mains and update the existing utility infrastructure.

Financial Implications

The project has a life-to-date budget of \$6,560,000. State and federal grant and loan sources are unknown at this time. As this is a combined water-sewer-streets infrastructure project, the City's water fund, sewer fund, and general fund would provide the source of funds.

Five Year Budget

Funding Source	Life to Date Budget	Current Funds Available	Funding Needs	FY 2019	FY 2020	FY 2021	FY 2022	FY 2023
General Fund	\$ 1,968,000	\$ -	\$ 1,968,000	\$ -	\$ -	\$ -	\$ 130,500	\$ 1,837,500
Water fund	2,296,000	-	2,296,000	-	-	-	152,250	2,143,750
Sewer fund	2,296,000	-	2,296,000	-	-	-	152,250	2,143,750
Totals	\$ 6,560,000	\$ -	\$ 6,560,000	\$ -	\$ -	\$ -	\$ 435,000	\$ 6,125,000



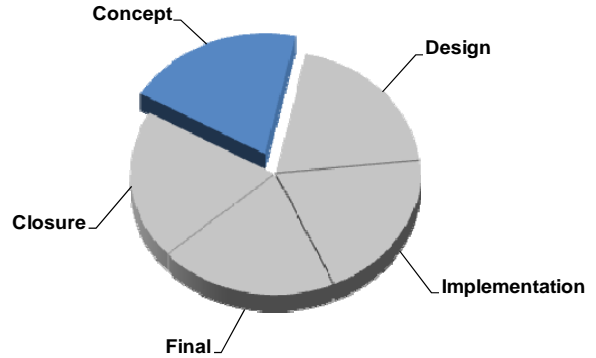
Long-Term Capital Improvement Plan Fiscal Years 2019 – 2023

Aleutian Homes Phase 8 – Carolyn and Wilson Streets

Total Project: \$5,591,900

Funding Source: Water, Sewer, General

Priority Level: 1
 Classification: Public Utility Safety
 Frequency: Nonrecurring
 Status Phase: Concept
 Start Date: FY 2020
 Funding Needs: \$5,591,900



Project Description

This project will continue the replacement of existing utilities within the Aleutian Homes subdivision. This section will encompass 1,550 feet (approximately 40 homes) and will replace the water, sewer, and storm drainage.

Project Purpose and Need

This project is part of the replacement of existing utilities within the Aleutian Homes subdivision. These utilities have been in place since the mid 1950s.

Development Plan and Status

Over the past fifteen years, the City has been slowly replacing and updating water, sewer, and storm drainage infrastructure within the Aleutian Homes subdivision. This phase would move into the design phase once the previous phase (Phase 7) has been completed.

Financial Implications

The project has a life-to-date budget of \$5,591,900. State and federal grant and loan sources are unknown at this time. As this is a combined water-sewer-streets infrastructure project, the City's water fund, sewer fund, and general fund would provide the source of funds.

Five Year Budget

Funding Source	Life to Date Budget	Current Funds Available	Funding Needs	FY 2019	FY 2020	FY 2021	FY 2022	FY 2023
General Fund	\$ 1,677,570	\$ -	\$ 1,677,570	\$ -	\$ 110,916	\$ 1,566,654	\$ -	\$ -
Water fund	1,957,165	-	1,957,165	-	129,402	1,827,763	-	-
Sewer fund	1,957,165	-	1,957,165	-	129,402	1,827,763	-	-
Totals	\$ 5,591,900	\$ -	\$ 5,591,900	\$ -	\$ 369,720	\$ 5,222,180	\$ -	\$ -



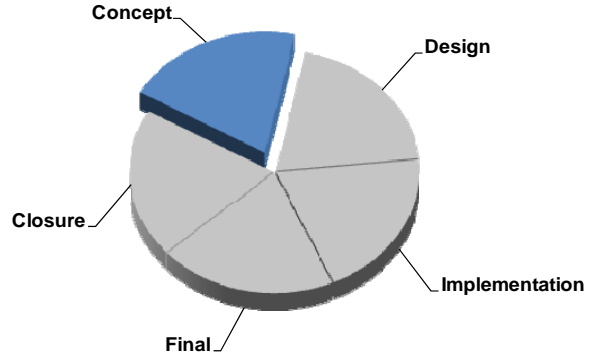
Long-Term Capital Improvement Plan Fiscal Years 2019 – 2023

Aleutian Homes Phase 9 – High Avenue, Hillcrest Avenue, and Lightfoot Avenue

Total Project: \$4,440,700

Funding Source: Water, Sewer, General

Priority Level: 1
 Classification: Public Utility Safety
 Frequency: Nonrecurring
 Status Phase: Concept
 Start Date: FY 2020
 Funding Needs: \$4,440,700



Project Description

This project will continue the replacement of existing utilities within the Aleutian Homes subdivision. This section will encompass three city own streets, with very narrow right-of-ways, steep grades, and significant retaining walls, and will replace the water, sewer, and storm drainage.

Project Purpose and Need

This project is part of the replacement of existing utilities within the Aleutian Homes subdivision. These utilities have been in place since the mid 1950s.

Development Plan and Status

Over the past fifteen years, the City has been slowly replacing and updating water, sewer, and storm drainage infrastructure within the Aleutian Homes subdivision. This phase would move into the design phase once the previous phase (Phase 8) has been completed.

Financial Implications

The project has a life-to-date budget of \$4,440,700. State and federal grant and loan sources are unknown at this time. As this is a combined water-sewer-streets infrastructure project, the City's water fund, sewer fund, and general fund would provide the source of funds.

Five Year Budget

Funding Source	Life to Date Budget	Current Funds Available	Funding Needs	FY 2019	FY 2020	FY 2021	FY 2022	FY 2023
General Fund	\$ 1,332,210	\$ -	\$ 1,332,210	\$ -	\$ 82,800	\$ 1,249,410	\$ -	\$ -
Water fund	1,554,245	-	1,554,245	-	96,600	1,457,645	-	-
Sewer fund	1,554,245	-	1,554,245	-	96,600	1,457,645	-	-
Totals	\$ 4,440,700	\$ -	\$ 4,440,700	\$ -	\$ 276,000	\$ 4,164,700	\$ -	\$ -



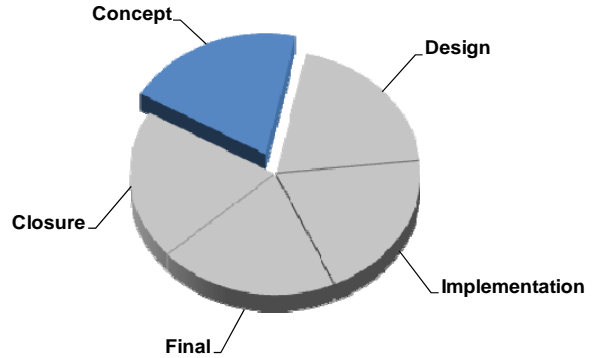
Long-Term Capital Improvement Plan Fiscal Years 2019 – 2023

Water / Sewer / Streets Infrastructure – Malutin Lane

Total Project: \$3,644,500

Funding Source: Water, Sewer, General

Priority Level: 1
 Classification: Public Utility Safety
 Frequency: Nonrecurring
 Status Phase: Concept
 Start Date: FY 2023
 Funding Needs: \$3,644,500



Project Description

This project will continue the replacement of existing utilities throughout the Malutin Lane area.

Project Purpose and Need

This project is part of the replacement of existing water and sewer utilities that have been in place since the mid 1950s. In addition, a storm drainage system will be implemented.

Development Plan and Status

Over the past fifteen years, the City has been slowly replacing and updating water, sewer, and storm drainage infrastructure within the City. This project would move into the design phase once the previous water / sewer / streets infrastructure projects have been completed.

Financial Implications

The project has a life-to-date budget of \$3,644,500. State and federal grant and loan sources are unknown at this time. As this is a combined water-sewer-streets infrastructure project, the City's water fund, sewer fund, and general fund would provide the source of funds.

Five Year Budget

Funding Source	Life to Date Budget	Current Funds Available	Funding Needs	FY 2019	FY 2020	FY 2021	FY 2022	FY 2023
General Fund	\$ 1,093,350	\$ -	\$ 1,093,350	\$ -	\$ -	\$ -	\$ -	\$ 1,093,350
Water fund	1,275,575	-	1,275,575	-	-	-	-	1,275,575
Sewer fund	1,275,575	-	1,275,575	-	-	-	-	1,275,575
Totals	\$ 3,644,500	\$ -	\$ 3,644,500	\$ -	\$ -	\$ -	\$ -	\$ 3,644,500



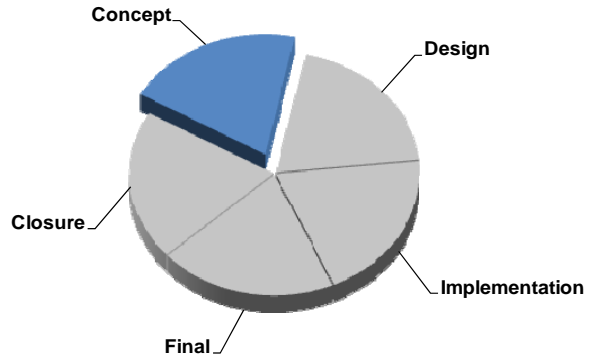
Long-Term Capital Improvement Plan Fiscal Years 2019 – 2023

Water / Sewer / Streets Infrastructure – Bancroft Street

Total Project: \$3,357,600

Funding Source: Water, Sewer, General

Priority Level: 1
 Classification: Public Utility Safety
 Frequency: Nonrecurring
 Status Phase: Concept
 Start Date: FY 2023
 Funding Needs: \$3,357,600



Project Description

This project will continue the replacement of existing utilities throughout the Bancroft Street area.

Project Purpose and Need

This project is part of the replacement of existing water and sewer utilities that have been in place since the mid 1950s. In addition, a storm drainage system will be implemented.

Development Plan and Status

Over the past fifteen years, the City has been slowly replacing and updating water, sewer, and storm drainage infrastructure within the City. This project would move into the design phase once the previous water / sewer / streets infrastructure projects have been completed.

Financial Implications

The project has a life-to-date budget of \$3,357,600. State and federal grant and loan sources are unknown at this time. As this is a combined water-sewer-streets infrastructure project, the City's water fund, sewer fund, and general fund would provide the source of funds.

Five Year Budget

Funding Source	Life to Date Budget	Current Funds Available	Funding Needs	FY 2019	FY 2020	FY 2021	FY 2022	FY 2023
General Fund	\$ 1,007,280	\$ -	\$ 1,007,280	\$ -	\$ -	\$ -	\$ -	\$ 1,007,280
Water fund	1,175,160	-	1,175,160	-	-	-	-	1,175,160
Sewer fund	1,175,160	-	1,175,160	-	-	-	-	1,175,160
Totals	\$ 3,357,600	\$ -	\$ 3,357,600	\$ -	\$ -	\$ -	\$ -	\$ 3,357,600



Long-Term Capital Improvement Plan Fiscal Years 2019 – 2023

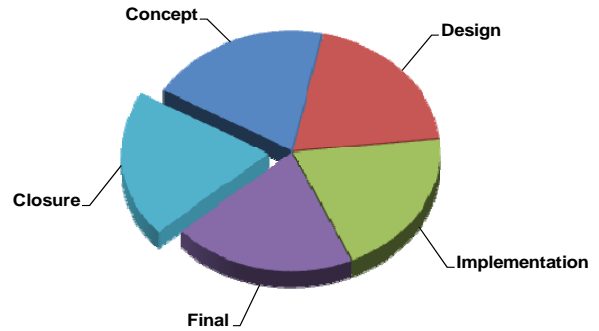
Water Utility Rate Study

Project Number 7024

Total Project: \$192,000

Funding Source: Water, Sewer, Appropriations

Priority Level: 1
 Classification: Other City Infrastructure
 Frequency: Recurring –Every 5 Years
 Status Phase: Closure
 Start Date: FY 2015
 Funding Needs: \$96,000



Project Description

The project was created to perform the water utility rate study. This study is performed every five years.

Project Purpose and Need

Per the City Council's annual budget goals, a water utility rate study will be performed every five years. The next cyclical five-year rotation would be for fiscal years 2017-2021.

Development Plan and Status

The water utility rate study was performed in fiscal year 2016 and implemented in fiscal year 2017.

Financial Implications

This project will remain in closure status until the next water utility rate study will be performed. Additional funding will be required for the next cycle which will begin in fiscal year 2021 to be implemented in fiscal year 2022.

Five Year Budget

Funding Source	Life to Date Budget	Current Funds Available	Funding Needs	FY 2019	FY 2020	FY 2021	FY 2022	FY 2023
Water fund	\$ 40,000	\$ -	\$ 40,000	\$ -	\$ -	\$ 40,000	\$ -	\$ -
Sewer fund	40,000	-	40,000	-	-	40,000	-	-
Appropriations	16,000	2,795	16,000	-	-	16,000	-	-
Totals	\$ 96,000	\$ 2,795	\$ 96,000	\$ -	\$ -	\$ 96,000	\$ -	\$ -

Expenditures	Life to Date Budget	Life to Date Expenditures	Project Balance	FY 2019	FY 2020	FY 2021	FY 2022	FY 2023
Salaries & Benefits	\$ 1,300	\$ 1,205	\$ 95	\$ -	\$ -	\$ -	\$ -	\$ -
Professional Services	94,700	92,000	2,700	-	-	-	-	-
Totals	\$ 96,000	\$ 93,205	\$ 2,795	\$ -	\$ -	\$ -	\$ -	\$ -



Long-Term Capital Improvement Plan Fiscal Years 2019 – 2023

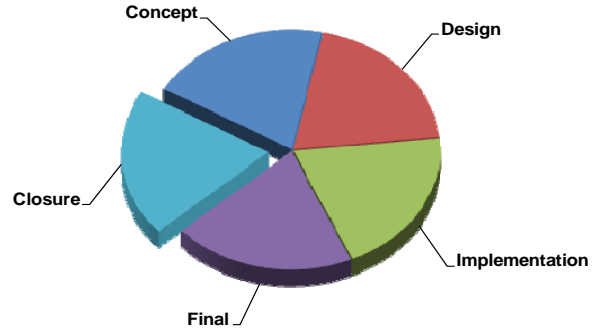
Monashka Pump House Upgrades

Project Number 7029

Total Project: \$7,957,606

Funding Source: Grants, Loans, Water

Priority Level: 1
 Classification: Public Utility Safety
 Frequency: Nonrecurring
 Status Phase: Closure
 Start Date: FY 2010
 Funding Needs: \$-0-



Project Description

This project is for the design and construction to replace the existing Monashka Pump House.

Project Purpose and Need

The entire community's water supply comes from Monashka at approximately 1.7 billion to 2.0 billion gallons of water annually. Pillar Creek is a secondary source with a very limited capacity. The original pump house has serious structure issues. Per a complete evaluation of the facility, it was determined to be more cost effective to replace the facility that refurbish the existing building, pumps, and electrical system.

Development Plan and Status

The City approved the project in fiscal year 2010. CH2M was awarded the design and construction management for the project. ASRC-SKW was awarded the construction contract. This project was substantially complete during fiscal year 2017. This project is anticipated to close during early fiscal year 2018.

Financial Implications

The project has a life-to-date budget of \$7,957,606. This project is currently \$437,014 under budget and has the funding available to complete the project. City staff does not anticipate the need for additional funding.

Five Year Budget

Funding Source	Life to Date Budget	Current Funds Available	Funding Needs	FY 2019	FY 2020	FY 2021	FY 2022	FY 2023
State grants	\$ 4,880,986	\$ -	\$ -	\$ -	\$ -	\$ -	\$ -	\$ -
ADEC loans	2,426,620	-	-	-	-	-	-	-
Water fund	650,000	437,014	-	-	-	-	-	-
Totals	\$ 7,957,606	\$ 437,014	\$ -	\$ -	\$ -	\$ -	\$ -	\$ -

Expenditures	Life to Date Budget	Life to Date Expenditures	Project Balance	FY 2019	FY 2020	FY 2021	FY 2022	FY 2023
Salaries & Benefits	\$ 35,000	\$ 31,530	\$ 3,470	\$ -	\$ -	\$ -	\$ -	\$ -
Professional Services	30,000	14,238	15,762	-	-	-	-	-
Engineering & Design	1,815,000	1,690,469	124,531	-	-	-	-	-
Construction	6,077,606	5,784,355	293,251	-	-	-	-	-
Totals	\$ 7,957,606	\$ 7,520,592	\$ 437,014	\$ -	\$ -	\$ -	\$ -	\$ -



Long-Term Capital Improvement Plan Fiscal Years 2019 – 2023

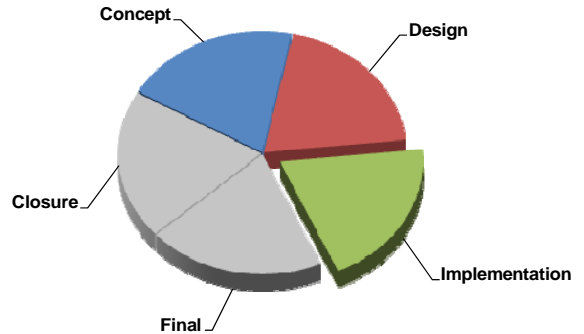
Pillar Creek Dam Spillway 2B & 3

Projects Number 7033

Total Project: \$100,000

Funding Source: Appropriations

Priority Level: 1
 Classification: Regulatory
 Frequency: Nonrecurring
 Status Phase: Implementation
 Start Date: FY 2012
 Funding Needs: \$-0-



Project Description

This project is for the inspection and repairs to the Pillar Creek Dam Spillway 2B and 3.

Project Purpose and Need

The City has 9 dams and 5 corresponding spillways that have been in existence since the late 1960s. These dams and spillways must be maintained in order to meet the Alaska Department of Natural Resources dam safety regulations. Pillar Creek Dam Spillway 2B and Pillar Creek Dam Spillway 3 experienced eroding of the bank behind the spillways and required other repairs and maintenance.

Development Plan and Status

Pillar Creek Dam Spillway 2B was designed and subsequent repairs and maintenance was performed in fiscal year 2012. During the summer of 2017, Pillar Creek spillway 3 repairs had reached a critical need. Currently, city staff is drafting proposals to have the work performed for the repairs and maintenance.

Financial Implications

The project has a life-to-date budget of \$100,000. This project is currently has \$62,065 remaining which is adequate funding available to complete the project. City staff does not anticipate the need for additional funding.

Five Year Budget

Funding Source	Life to Date Budget	Current Funds Available	Funding Needs	FY 2019	FY 2020	FY 2021	FY 2022	FY 2023
Appropriations	\$ 100,000	\$ 62,065	\$ -	\$ -	\$ -	\$ -	\$ -	\$ -
Totals	\$ 100,000	\$ 62,065	\$ -	\$ -	\$ -	\$ -	\$ -	\$ -
Expenditures	Life to Date Budget	Life to Date Expenditures	Project Balance	FY 2019	FY 2020	FY 2021	FY 2022	FY 2023
Salaries & Benefits	\$ 5,000	\$ 1,468	\$ 3,532	\$ -	\$ -	\$ -	\$ -	\$ -
Professional Services	5,000	-	5,000	-	-	-	-	-
Engineering & Design	10,000	4,092	5,908	-	-	-	-	-
Construction	80,000	32,375	47,625	-	-	-	-	-
Totals	\$ 100,000	\$ 37,935	\$ 62,065	\$ -	\$ -	\$ -	\$ -	\$ -



Long-Term Capital Improvement Plan Fiscal Years 2019 – 2023

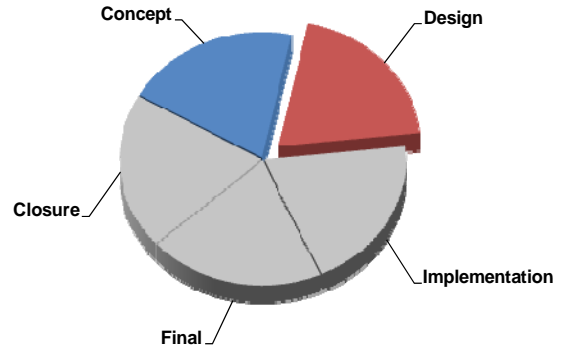
Annual Electric Maintenance

Project Number 7036

Total Project: \$100,000

Funding Source: Water, Sewer

Priority Level: 1
 Classification: Other City Infrastructure
 Frequency: Nonrecurring
 Status Phase: Design
 Start Date: FY 2014
 Funding Needs: \$-0-



Project Description

This project consists of establishing a professional service contract to provide 24-hour electrical support for systems operations at the water and sewer facilities.

Project Purpose and Need

The City has several sophisticated facilities within the water distribution and waste water treatment facilities. Specialized services are needed for specific electrical support of water and sewer systems. A 24-hour support system would alleviate any downtime of City water and sewer services that may be caused by system failures.

Development Plan and Status

This project has been approved and moved into the design phase. Currently, city staff is working on an RFP to be advertised during fiscal year 2018. Once the professional services contract has been awarded, the annual contract cost would move into the Water and Sewer operating funds and the project would subsequently close.

Financial Implications

The project has a life-to-date budget of \$100,000. Currently, the entire project balance is available for this project. City staff does not anticipate the need for additional funding.

Five Year Budget

Funding Source	Life to Date Budget	Current Funds Available	Funding Needs	FY 2019	FY 2020	FY 2021	FY 2022	FY 2023
Water fund	\$ 75,000	\$ 75,000	\$ -	\$ -	\$ -	\$ -	\$ -	\$ -
Sewer fund	25,000	25,000	-	-	-	-	-	-
Totals	\$ 100,000	\$ 100,000	\$ -	\$ -	\$ -	\$ -	\$ -	\$ -

Expenditures	Life to Date Budget	Life to Date Expenditures	Project Balance	FY 2019	FY 2020	FY 2021	FY 2022	FY 2023
Professional Services	\$ 100,000	\$ -	\$ 100,000	\$ -	\$ -	\$ -	\$ -	\$ -
Totals	\$ 100,000	\$ -	\$ 100,000	\$ -	\$ -	\$ -	\$ -	\$ -



Long-Term Capital Improvement Plan Fiscal Years 2019 – 2023

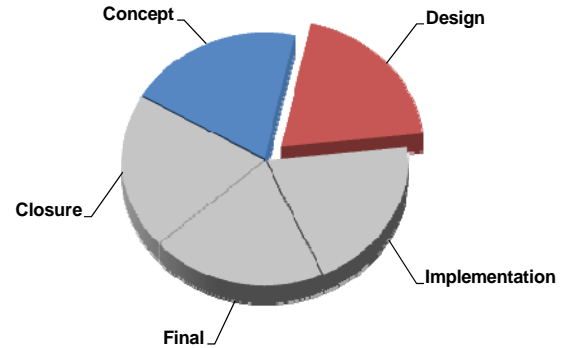
Aleutian Homes Phase 6

Project Number 7037

Total Project: \$4,834,530

Funding Source: Water, Sewer, Appropriations

Priority Level: 1
 Classification: Public Utility Safety
 Frequency: Nonrecurring
 Status Phase: Design
 Start Date: FY 2016
 Funding Needs: \$-0-



Project Description

This project will continue the replacement of existing utilities within the Aleutian Homes subdivision. This section includes Hemlock Street and Birch Street and encompasses new water and sewer infrastructure, new drainage systems, and replacements of curb, gutter, sidewalks, and street asphalt.

Project Purpose and Need

This project is part of the replacement of existing utilities within the Aleutian Homes subdivision. These utilities have been in place since the mid 1950s.

Development Plan and Status

Over the past fifteen years, the City has been slowly replacing and updating water, sewer, and storm drainage infrastructure within the Aleutian Homes subdivision. This segment is currently undergoing the RFP to bid and award the design and construction of the project.

Financial Implications

The project has a life-to-date budget of \$4,834,530. Phase 5 received loan funds and excess funds available at the completion of Phase 5 were transferred to Phase 6. City staff does not anticipate the need for additional funding at this time.

Five Year Budget

Funding Source	Life to Date Budget	Current Funds Available	Funding Needs	FY 2019	FY 2020	FY 2021	FY 2022	FY 2023
Water fund	\$ 186,212	\$ 1,018	\$ -	\$ -	\$ -	\$ -	\$ -	\$ -
Sewer fund	186,212	1,018	-	-	-	-	-	-
Appropriations	4,462,106	4,662,106	-	-	-	-	-	-
Totals	\$ 4,834,530	\$ 4,664,142	\$ -	\$ -	\$ -	\$ -	\$ -	\$ -

Expenditures	Life to Date Budget	Life to Date Expenditures	Project Balance	FY 2019	FY 2020	FY 2021	FY 2022	FY 2023
Salaries & Benefits	\$ 4,000	\$ 3,098	\$ 902	\$ -	\$ -	\$ -	\$ -	\$ -
Professional Services	40,000	38,500	1,500	-	-	-	-	-
Engineering & Design	465,530	128,790	336,740	-	-	-	-	-
Construction	4,325,000	-	4,325,000	-	-	-	-	-
Totals	\$ 4,834,530	\$ 170,388	\$ 4,664,142	\$ -	\$ -	\$ -	\$ -	\$ -



Long-Term Capital Improvement Plan Fiscal Years 2019 – 2023

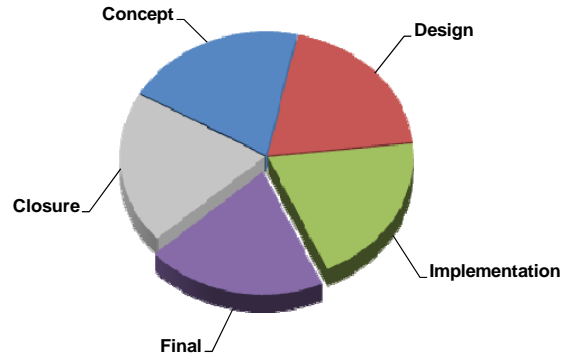
Dam Safety Inspections

Projects Number 7039

Total Project: \$120,000

Funding Source: Water

Priority Level: 1
 Classification: Regulatory
 Frequency: Recurring –Every 3 Years
 Status Phase: Final
 Start Date: FY 2015
 Funding Needs: \$60,000



Project Description

This project is for the regulatory inspections required every three years by the Alaska Department of Natural Resources.

Project Purpose and Need

The City has 9 dams, 5 corresponding dam spillways, and three reservoirs. To maintain compliance, inspections are required every three years by the Alaska Department of Natural Resources Dam Safety Inspection program.

Development Plan and Status

Dam inspections were performed in late fiscal year 2015 and early fiscal year 2016. These inspections occur every three years, and rotate throughout the dams and reservoirs. This project is currently in the final stages of the most recent inspections. When the inspections are due again in the future, additional funding will be required for updated inspections and the project will move through design and implementation phases.

Financial Implications

The project has a life-to-date budget of \$60,000. This project is currently has \$3,353 remaining to complete the current dam inspections. Additional funding of \$60,000 will be required every three years for cyclical inspections.

Five Year Budget

Funding Source	Life to Date Budget	Current Funds Available	Funding Needs	FY 2019	FY 2020	FY 2021	FY 2022	FY 2023
Water fund	\$ 60,000	\$ 3,353	\$ 60,000	\$ 60,000	\$ -	\$ -	\$ -	\$ -
Totals	\$ 60,000	\$ 3,353	\$ 60,000	\$ 60,000	\$ -	\$ -	\$ -	\$ -

Expenditures	Life to Date Budget	Life to Date Expenditures	Project Balance	FY 2019	FY 2020	FY 2021	FY 2022	FY 2023
Salaries & Benefits	\$ 2,000	\$ 3,626	\$ (1,626)	\$ -	\$ -	\$ -	\$ -	\$ -
Engineering & Design	58,000	53,021	4,979	-	-	-	-	-
Totals	\$ 60,000	\$ 56,647	\$ 3,353	\$ -	\$ -	\$ -	\$ -	\$ -



Long-Term Capital Improvement Plan Fiscal Years 2019 – 2023

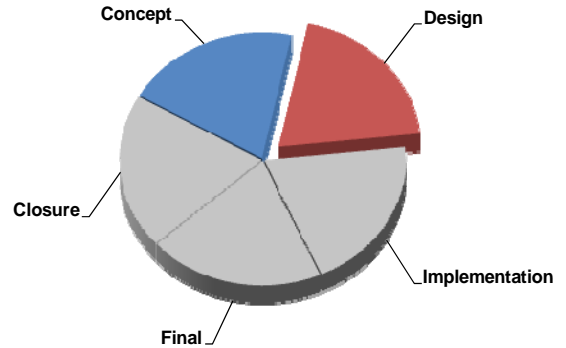
Water Utility Deferred Maintenance

Project Number 7040

Total Project: \$100,000

Funding Source: Appropriations

Priority Level: 1
 Classification: Public Utility Safety
 Frequency: Recurring
 Status Phase: Design
 Start Date: FY 2017
 Funding Needs: \$-0-



Project Description

This project consists of moderate repairs and maintenance projects that are not significant enough to segregate into separate capital projects.

Project Purpose and Need

Water utilities infrastructure can be extremely complex and sophisticated. Due to the age of the water utility system, many areas may require repairs and maintenance until such time as the infrastructure can be completely replaced.

Development Plan and Status

City staff is currently assessing the repairs and maintenance in areas to maintain the water utility infrastructure until the full scale replacement of water, sewer, and storm drainage will occur.

Financial Implications

The project has a life-to-date budget of \$100,000. At this time, the project is fully funded. City staff anticipates additional funding will be needed in the future to maintain aging infrastructure until the replacement projects are completed.

Five Year Budget

Funding Source	Life to Date Budget	Current Funds Available	Funding Needs	FY 2019	FY 2020	FY 2021	FY 2022	FY 2023
Appropriations	\$ 100,000	\$ 100,000	\$ -	\$ -	\$ -	\$ -	\$ -	\$ -
Totals	\$ 100,000	\$ 100,000	\$ -	\$ -	\$ -	\$ -	\$ -	\$ -

Expenditures	Life to Date Budget	Life to Date Expenditures	Project Balance	FY 2019	FY 2020	FY 2021	FY 2022	FY 2023
Construction	\$ 100,000	\$ -	\$ 100,000	\$ -	\$ -	\$ -	\$ -	\$ -
Totals	\$ 100,000	\$ -	\$ 100,000	\$ -	\$ -	\$ -	\$ -	\$ -



Long-Term Capital Improvement Plan Fiscal Years 2019 – 2023

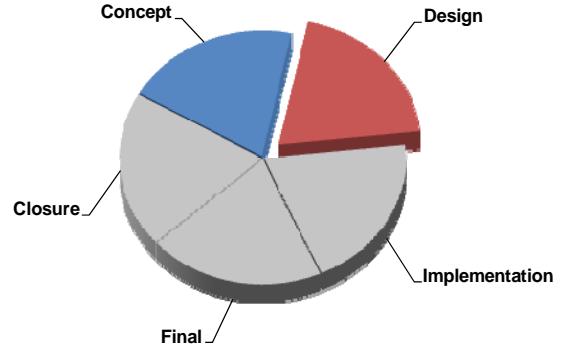
Annual Water Main Replacement

Project Number 7041

Total Project: \$3,000,000

Funding Source: Appropriations

Priority Level: 1
 Classification: Public Utility Safety
 Frequency: Recurring
 Status Phase: Design
 Start Date: FY 2017
 Funding Needs: \$2,500,000



Project Description

This project would focus on replacing water mains within the distribution system that are continually being repaired due to extreme leakage. Approximate costs to replace one water main within the distribution system are estimated to be \$1.5 million. This project would accumulate funds on an annual basis and replace a deteriorated water main once funding levels have been reached.

Project Purpose and Need

Water mains are continuing to fail within the water distribution system. Over the most recent 10 years, a large number of water main leaks have occurred, particularly within the service districts, Island Lake, Cliff Side, Park Side, areas within Puffin Drive and Curlew Way, and other areas within the water distribution system. Replacement of deteriorated pipe is critical to maintaining the safety of potable water. The failure of the current pipe appears to have been caused by external corrosion.

Development Plan and Status

City staff is currently accumulating funds within this project until enough funding is available to begin design and construction to replace sections of water main within the distribution system.

Financial Implications

The project has a life-to-date budget of \$500,000. Additional funding of \$2,500,000 over the next five years, or \$500,000 annually, will be needed to replace the water mains each year until all have been completed.

Five Year Budget

Funding Source	Life to Date Budget	Current Funds Available	Funding Needs	FY 2019	FY 2020	FY 2021	FY 2022	FY 2023
Appropriations	\$ 500,000	\$ 500,000	\$ 2,500,000	\$ 500,000	\$ 500,000	\$ 500,000	\$ 500,000	\$ 500,000
Totals	\$ 500,000	\$ 500,000	\$ 2,500,000	\$ 500,000	\$ 500,000	\$ 500,000	\$ 500,000	\$ 500,000
Expenditures	Life to Date Budget	Life to Date Expenditures	Project Balance	FY 2019	FY 2020	FY 2021	FY 2022	FY 2023
Salaries & Benefits	\$ 5,000	\$ -	\$ 5,000	\$ -	\$ -	\$ -	\$ -	\$ -
Engineering & Design	45,000	-	45,000	-	-	-	-	-
Construction	450,000	-	450,000	-	-	-	-	-
Totals	\$ 500,000	\$ -	\$ 500,000	\$ -	\$ -	\$ -	\$ -	\$ -



Long-Term Capital Improvement Plan Fiscal Years 2019 – 2023

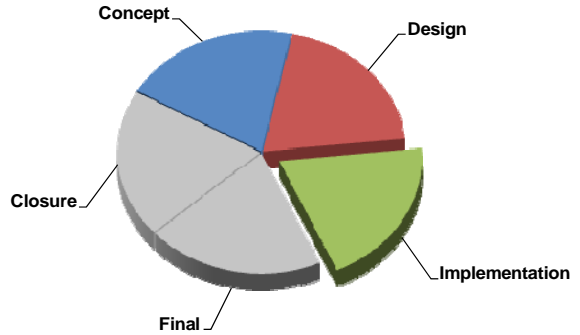
Seismic Stability Analysis

Project Number 7042

Total Project: \$100,000

Funding Source: Appropriations

Priority Level: 1
 Classification: Regulatory
 Frequency: Nonrecurring
 Status Phase: Implementation
 Start Date: FY 2018
 Funding Needs: \$-0-



Project Description

This project would focus on performing a seismic stability analysis of Upper Bettinger Dam.

Project Purpose and Need

Upper Bettinger Dam is the primary water storage reservoir prior to water entering the water treatment plant. It contains approximately 22 million gallons of water. The dam was constructed in 1968. This dam is a Hazard Class I dam and in the event of a structural failure of the dam, there would be considerable property damage and possible loss of human life. The Alaska Department of Natural Resources has placed a conditional approval to operate the dam on identifying the timeline and scope of the dam seismic stability analysis.

Development Plan and Status

City staff has currently bid the analysis work to Golder and Associates. The seismic stability analysis of Upper Bettinger Dam is anticipated to be completed within fiscal year 2018.

Financial Implications

The project has a life-to-date budget of \$100,000. Currently, there is \$24,593 in available in the project. Additional funding to complete the seismic stability analysis is not anticipated, however, if the analysis concludes that additional work should be performed on the dam, future funding needs could be required.

Five Year Budget

Funding Source	Life to Date Budget	Current Funds Available	Funding Needs	FY 2019	FY 2020	FY 2021	FY 2022	FY 2023
Appropriations	\$ 100,000	\$ 24,593	\$ -	\$ -	\$ -	\$ -	\$ -	\$ -
Totals	\$ 100,000	\$ 24,593	\$ -	\$ -	\$ -	\$ -	\$ -	\$ -
Expenditures	Life to Date Budget	Life to Date Expenditures	Project Balance	FY 2019	FY 2020	FY 2021	FY 2022	FY 2023
Salaries & Benefits	\$ 5,000	\$ 311	\$ 4,689	\$ -	\$ -	\$ -	\$ -	\$ -
Engineering & Design	95,000	75,096	19,904	-	-	-	-	-
Totals	\$ 100,000	\$ 75,407	\$ 24,593	\$ -	\$ -	\$ -	\$ -	\$ -



Long-Term Capital Improvement Plan Fiscal Years 2019 – 2023

E. Sewer Improvement Fund

The Sewer Improvement Fund is comprised of projects that must meet one the following criteria:

- Citywide projects for construction and repairs and maintenance of existing city-owned sewer infrastructure.
- Water / Sewer / Streets infrastructure projects are designed to replace needed sections of city streets and the underlying water and sewer infrastructure. These projects are maintained in the Water Improvement fund. The funding sources from these projects are as follows:

Water fund: 35%
Sewer fund: 35%
Streets fund: 30% (Funding provided through the General Fund)

The table below summarizes projects that fall within the scope of the Sewer Improvement Fund capital projects. These projects are shown as New Concept projects per the Plan and Current Projects in Progress.

Funding Source	Life to Date Budget	Current Funds Available	Funding Needs	FY 2019	FY 2020	FY 2021	FY 2022	FY 2023
New Concept Projects								
Sewer fund	\$ 30,000	\$ -	\$ 30,000	\$ 30,000	\$ -	\$ -	\$ -	\$ -
Total New Concept Projects	30,000	-	30,000	30,000	-	-	-	-
Current Projects in Progress								
DEC loans	2,394,604	600,000	-	-	-	-	-	-
General fund	-	-	19,200,000	800,000	18,400,000	-	-	-
Streets fund (General fund)	15,000	11,734	60,000	-	15,000	15,000	15,000	15,000
Sewer fund	3,201,000	176,890	420,000	20,000	85,000	85,000	145,000	85,000
Water fund	1,200,000	65,130	-	-	-	-	-	-
Appropriations	3,135,000	669,189	1,000,000	1,000,000	-	-	-	-
Total Current Projects in Progress	9,945,604	1,522,943	20,680,000	1,820,000	18,500,000	100,000	160,000	100,000
Total New Concept & Current Projects in Progress	<u>\$ 9,975,604</u>	<u>\$ 1,522,943</u>	<u>\$ 20,710,000</u>	<u>\$ 1,850,000</u>	<u>\$ 18,500,000</u>	<u>\$ 100,000</u>	<u>\$ 160,000</u>	<u>\$ 100,000</u>

Expenditures	Life to Date Budget	Life to Date Expenditures	Project Balance	FY 2019	FY 2020	FY 2021	FY 2022	FY 2023
Current Projects in Progress								
Salaries & Benefits	\$ 82,500	\$ 108,051	\$ (25,551)	\$ -	\$ -	\$ -	\$ -	\$ -
Professional Services	900,000	722,146	177,854	-	-	-	-	-
Machinery & Equipment	-	419,565	(419,565)	-	-	-	-	-
Engineering & Design	1,645,000	1,043,615	601,385	-	-	-	-	-
Construction	7,318,104	6,129,284	1,188,820	-	-	-	-	-
Total Current Projects in Progress	<u>\$ 9,945,604</u>	<u>\$ 8,422,661</u>	<u>\$ 1,522,943</u>	<u>\$ -</u>	<u>\$ -</u>	<u>\$ -</u>	<u>\$ -</u>	<u>\$ -</u>

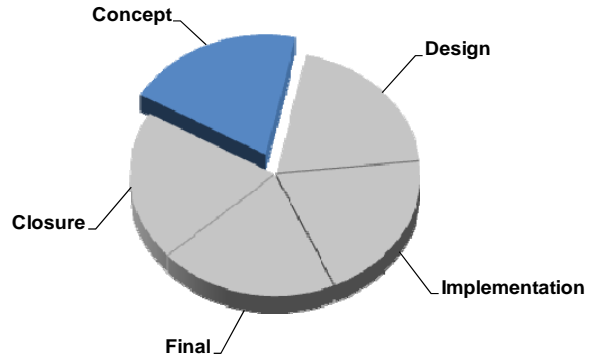


Lift Station Emergency Generators

Total Project: \$30,000

Funding Source: Sewer fund

Priority Level: 1
 Classification: Public Utility Safety
 Frequency: Nonrecurring
 Status Phase: Concept
 Start Date: FY 2019
 Funding Needs: \$30,000



Project Description

This project will evaluate the emergency standby power generators at each of the 19 lift stations with the exception of lift station 5. Lift station 5 is the emergency power for the Waste Water Treatment Plant and will be evaluated with the Waste Water Treatment Plant facility upgrade.

Project Purpose and Need

The emergency standby power generators allow the water and sewer systems to operate in the event of a power outage. Many standby power generators have outdated control panels and electrical systems. Dependable operation of these generators would be considered a community health and safety concern.

Development Plan and Status

This project is in the concept phase. Once the project has been designed and the current assessment performed, additional work would be required to either refurbish or replace the existing emergency standby power generators at each of the lift stations.

Financial Implications

The project has a life-to-date budget of \$30,000. State and federal grant and loan sources are unknown at this time. This project is currently funded through the Sewer fund. If future assessments require considerable funding needs, other funded sources should be evaluated.

Five Year Budget

<u>Funding Source</u>	<u>5-Year Budget</u>	<u>Current Funds Available</u>	<u>Funding Needs</u>	<u>FY 2019</u>	<u>FY 2020</u>	<u>FY 2021</u>	<u>FY 2022</u>	<u>FY 2023</u>
Sewer fund	\$ 30,000	\$ -	\$ 30,000	\$ 30,000	\$ -	\$ -	\$ -	\$ -
Totals	\$ 30,000	\$ -	\$ 30,000	\$ 30,000	\$ -	\$ -	\$ -	\$ -



Long-Term Capital Improvement Plan Fiscal Years 2019 – 2023

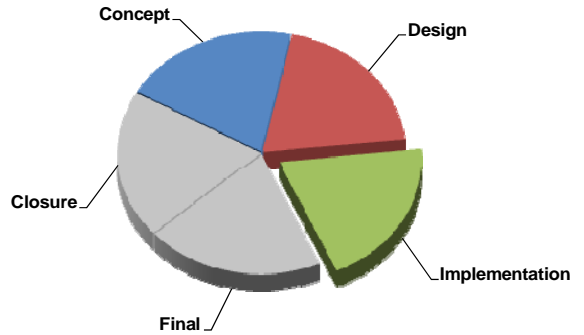
Lift Station Electrical Repairs

Project Number 7508

Total Project: \$26,000

Funding Source: Sewer fund

Priority Level: 1
 Classification: Public Utility Safety
 Frequency: Nonrecurring
 Status Phase: Implementation
 Start Date: FY 2006
 Funding Needs: \$-0-



Project Description

To perform electrical repairs on lift stations #1, #2, #3, #4, #6 and to replace the two mainline valves in lift station #5.

Project Purpose and Need

Lift stations are the primary component in funneling storm drainage and waste water through to the waste water treatment facility. Due to the age and underground location of the lift stations, electrical repairs and maintenance are needed to keep the lift stations operational.

Development Plan and Status

City staff has performed routine electrical repairs and maintenance to various lift stations. This project is in the final stages of implementation and will be available to close at the end of fiscal year 2018. Future electrical repairs and maintenance will be funded through the Sewer Utility Deferred Maintenance project.

Financial Implications

The project has a life-to-date budget of \$26,000. Currently, there is \$24,920 in available in the project. City staff does not anticipate additional funding needs to complete this project.

Five Year Budget

Funding Source	Life to Date Budget	Current Funds Available	Funding Needs	FY 2019	FY 2020	FY 2021	FY 2022	FY 2023
Sewer fund	\$ 26,000	\$ 24,920	\$ -	\$ -	\$ -	\$ -	\$ -	\$ -
Totals	\$ 26,000	\$ 24,920	\$ -	\$ -	\$ -	\$ -	\$ -	\$ -

Expenditures	Life to Date Budget	Life to Date Expenditures	Project Balance	FY 2019	FY 2020	FY 2021	FY 2022	FY 2023
Construction	\$ 26,000	\$ 1,080	\$ 24,920	\$ -	\$ -	\$ -	\$ -	\$ -
Totals	\$ 26,000	\$ 1,080	\$ 24,920	\$ -	\$ -	\$ -	\$ -	\$ -



Long-Term Capital Improvement Plan Fiscal Years 2019 – 2023

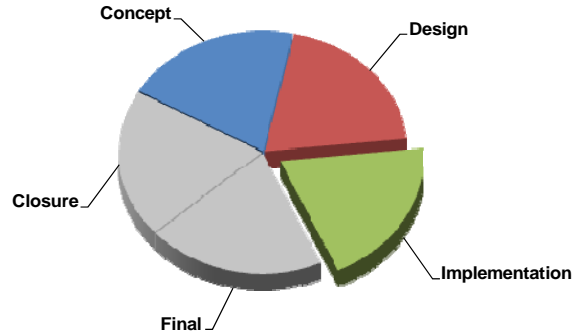
Upgrade Lift Stations

Project Number 7509

Total Project: \$3,700,000

Funding Source: Sewer, Appropriations

Priority Level: 1
 Classification: Public Utility Safety
 Frequency: Nonrecurring
 Status Phase: Implementation
 Start Date: FY 2009
 Funding Needs: \$1,800,000



Project Description

To upgrade lift stations #1, #2, #3 and #4

Project Purpose and Need

Lift stations are critical to preventing sewer overflows or flooding of buildings with wastewater. The lift stations were built in the early 1970s and continually wear out pumps, motors, electrical systems, and have significant corrosion.

Development Plan and Status

During fiscal year 2016 and 2017, lift stations #1 and #2 were evaluated and completely refurbished. During late fiscal year 2017, evaluation and design began on lift stations #3 and #4. Pending full funding, the construction will continue to either completely refurbish or replace these two lift stations.

Financial Implications

The project has a life-to-date budget of \$1,900,000. Currently, there is \$300,455 in available in the project. To complete this project, additional funding needs are \$1,800,000. As all of this funding is not available within the Sewer fund, some additional funds will come from the general fund.

Five Year Budget

Funding Source	Life to Date Budget	Current Funds Available	Funding Needs	FY 2019	FY 2020	FY 2021	FY 2022	FY 2023
General fund	\$ -	\$ -	\$ 800,000	\$ 800,000	\$ -	\$ -	\$ -	\$ -
Sewer fund	175,000	-	-	-	-	-	-	-
Appropriations	1,725,000	300,455	1,000,000	1,000,000	-	-	-	-
Totals	\$ 1,900,000	\$ 300,455	\$ 1,800,000	\$ 1,800,000	\$ -	\$ -	\$ -	\$ -

Expenditures	Life to Date Budget	Life to Date Expenditures	Project Balance	FY 2019	FY 2020	FY 2021	FY 2022	FY 2023
Salaries & Benefits	\$ 15,000	\$ 25,273	\$ (10,273)	\$ -	\$ -	\$ -	\$ -	\$ -
Professional Services	60,000	69,692	(9,692)	-	-	-	-	-
Machinery & Equipment	-	18,565	(18,565)	-	-	-	-	-
Engineering & Design	425,000	390,204	34,796	-	-	-	-	-
Construction	1,400,000	1,095,811	304,189	-	-	-	-	-
Totals	\$ 1,900,000	\$ 1,599,545	\$ 300,455	\$ -	\$ -	\$ -	\$ -	\$ -



Long-Term Capital Improvement Plan Fiscal Years 2019 – 2023

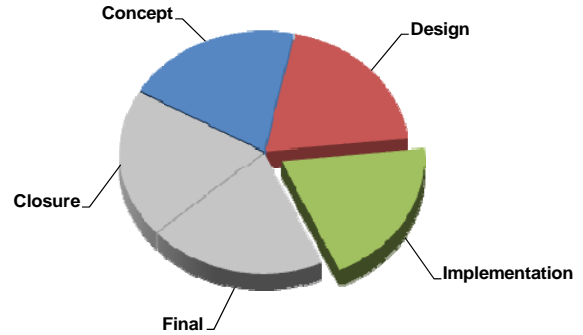
Inflow & Infiltration Repair Materials

Project Number 7513

Total Project: \$425,000

Funding Source: Sewer, Streets, Appropriations

Priority Level: 1
 Classification: Regulatory
 Frequency: Recurring
 Status Phase: Implementation
 Start Date: FY 2011
 Funding Needs: \$400,000



Project Description

To accumulate funds to purchase repair materials for the sewer inflow and infiltration repairs to remain compliance with EPA standards.

Project Purpose and Need

Infiltration is groundwater entering sanitary sewers through defective pipe joints and broken pipes. Inflow is water entering sanitary sewers from inappropriate connections. Dilution of sewage through either inflow or infiltration directly increases the costs of pumping and chlorination, ozonation, or ultraviolet disinfection. Routine repairs and maintenance to minimize inflow or infiltration would lower the costs and extend the life of the sewer infrastructure. This project would bid and award purchase of these materials to a vendor to ensure the most cost efficient product.

Development Plan and Status

Numerous small purchases have been made since the project's design phase. City staff is currently working on an RFP and bid procedures to procure these materials at a cost-efficient rate.

Financial Implications

The project has a life-to-date budget of \$25,000. Currently, there is \$19,556 in available in the project. Additional funding would include \$15,000 annually from the Streets fund (which is funded through the general fund) and \$85,000 annually from the Sewer fund. Funding needs over the next five years total \$400,000.

Five Year Budget

Funding Source	Life to Date Budget	Current Funds Available	Funding Needs	FY 2019	FY 2020	FY 2021	FY 2022	FY 2023
Streets fund	\$ 15,000	\$ 11,734	\$ 60,000	\$ -	\$ 15,000	\$ 15,000	\$ 15,000	\$ 15,000
Sewer fund	-	-	340,000	-	85,000	85,000	85,000	85,000
Appropriations	10,000	7,822	-	-	-	-	-	-
Totals	\$ 25,000	\$ 19,556	\$ 400,000	\$ -	\$ 100,000	\$ 100,000	\$ 100,000	\$ 100,000

Expenditures	Life to Date Budget	Life to Date Expenditures	Project Balance	FY 2019	FY 2020	FY 2021	FY 2022	FY 2023
Professional Services	\$ 15,000	\$ -	\$ 15,000	\$ -	\$ -	\$ -	\$ -	\$ -
Construction	10,000	5,444	4,556	-	-	-	-	-
Totals	\$ 25,000	\$ 5,444	\$ 19,556	\$ -	\$ -	\$ -	\$ -	\$ -



Long-Term Capital Improvement Plan Fiscal Years 2019 – 2023

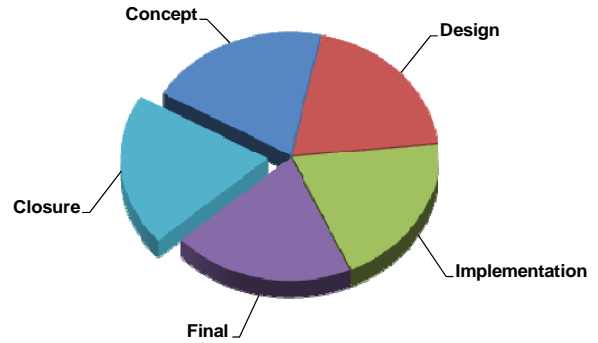
Biosolid Management Facility

Project Number 7517

Total Project: \$5,994,604

Funding Source: Loans, Water, Sewer

Priority Level: 1
 Classification: Other City Infrastructure
 Frequency: Nonrecurring
 Status Phase: Closure
 Start Date: FY 2013
 Funding Needs: \$-0-



Project Description

To construct a facility that will provide for an environmentally safe method for disposing of biosolid materials.

Project Purpose and Need

Due a change in regulations, the City could no longer dispose of biosolid materials in the Kodiak Island Borough landfill. Evaluation and inspection of alternative disposal methods were explored and the City Council determined it to be in the best interest of the community to construct an environmentally safe method for disposal of biosolid materials.

Development Plan and Status

The City of Kodiak Biosolid Management facility (“Compost facility”) has been fully constructed and is now operating on a conditional use permit. All final closeout items are anticipated to be completed early in fiscal year 2018.

Financial Implications

The project has a life-to-date budget of \$5,994,604. Currently, this project is under budget by \$217,100 and City staff does not anticipate the need for additional funding.

Five Year Budget

Funding Source	Life to Date Budget	Current Funds Available	Funding Needs	FY 2019	FY 2020	FY 2021	FY 2022	FY 2023
Loans	\$ 1,794,604	\$ -	\$ -	\$ -	\$ -	\$ -	\$ -	\$ -
Water fund	1,200,000	65,130	-	-	-	-	-	-
Sewer fund	3,000,000	151,970	-	-	-	-	-	-
Totals	\$ 5,994,604	\$ 217,100	\$ -	\$ -	\$ -	\$ -	\$ -	\$ -

Expenditures	Life to Date Budget	Life to Date Expenditures	Project Balance	FY 2019	FY 2020	FY 2021	FY 2022	FY 2023
Salaries & Benefits	\$ 57,500	\$ 63,352	\$ (5,852)	\$ -	\$ -	\$ -	\$ -	\$ -
Professional Services	725,000	644,954	80,046	-	-	-	-	-
Engineering & Design	450,000	415,715	34,285	-	-	-	-	-
Construction	4,762,104	4,653,483	108,621	-	-	-	-	-
Totals	\$ 5,994,604	\$ 5,777,504	\$ 217,100	\$ -	\$ -	\$ -	\$ -	\$ -



Long-Term Capital Improvement Plan Fiscal Years 2019 – 2023

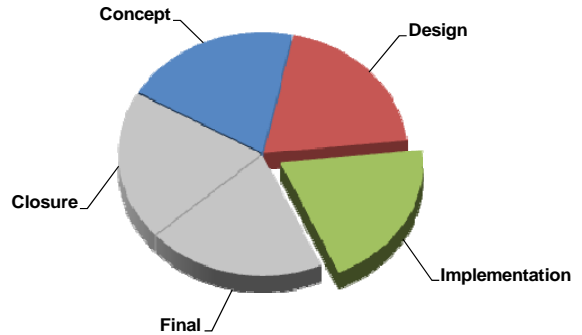
APDES Permit Renewal

Project Number 7518

Total Project: \$120,000

Funding Source: Sewer fund, Appropriations

Priority Level: 1
 Classification: Regulatory
 Frequency: Recurring-Every 5 Years
 Status Phase: Implementation
 Start Date: FY 2015
 Funding Needs: \$60,000



Project Description

To accumulate funds to provide for the professional services contract to perform the Alaska Pollution Discharge Elimination System permit and Mixing Zone permit.

Project Purpose and Need

These permits are required to be assessed and updated every 5 years by the EPA and Alaska DEC regulations.

Development Plan and Status

The City's existing permits expired in 2004. The city was allowed to operate under direction of the EPA until the permits were renewed in fiscal year 2015. As these will be recurring every five years, this project will remain open.

Financial Implications

The project has a life-to-date budget of \$60,000. Currently, there is \$52,500 available in the project. Additional funding would include \$60,000 from the Sewer fund in fiscal year 2022.

Five Year Budget

Funding Source	Life to Date Budget	Current Funds Available	Funding Needs	FY 2019	FY 2020	FY 2021	FY 2022	FY 2023
Sewer fund	\$ -	\$ -	\$ 60,000	\$ -	\$ -	\$ -	\$ 60,000	\$ -
Appropriations	60,000	52,500	-	-	-	-	-	-
Totals	\$ 60,000	\$ 52,500	\$ 60,000	\$ -	\$ -	\$ -	\$ 60,000	\$ -

Expenditures	Life to Date Budget	Life to Date Expenditures	Project Balance	FY 2019	FY 2020	FY 2021	FY 2022	FY 2023
Professional Services	\$ 60,000	\$ 7,500	\$ 52,500	\$ -	\$ -	\$ -	\$ -	\$ -
Totals	\$ 60,000	\$ 7,500	\$ 52,500	\$ -	\$ -	\$ -	\$ -	\$ -



Long-Term Capital Improvement Plan Fiscal Years 2019 – 2023

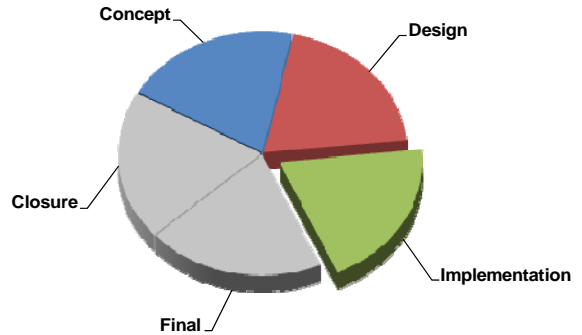
WWTP Centrifuge System

Project Number 7519

Total Project: \$1,200,000

Funding Source: Appropriations

Priority Level: 1
 Classification: Public Utility Safety
 Frequency: Nonrecurring
 Status Phase: Implementation
 Start Date: FY 2017
 Funding Needs: \$-0-



Project Description

This project was created to install a centrifuge system as the primary operation to de-water sludge. The obsolete belt press system will become a backup system to de-water sludge.

Project Purpose and Need

The current system in place to de-water sludge is a belt filter press system. The system has been in operation for over 25 years. Many parts and components to replace the belt filter press system have become either obsolete or extremely costly to purchase and repair. The centrifuge system increases the de-watered sludge by a minimum of 8% which will allow for a significant reduction in the wood amendments used to produce compost at the compost facility.

Development Plan and Status

During fiscal year 2017, the City began design and construction for the new centrifuge system. The construction of this system is currently in progress. This project is anticipated to be completed at the end of fiscal year 2018.

Financial Implications

The project has a life-to-date budget of \$1,200,000. Currently, there is \$196,868 available in the project. City staff does not anticipate the need for additional funding to complete the project.

Five Year Budget

Funding Source	Life to Date Budget	Current Funds Available	Funding Needs	FY 2019	FY 2020	FY 2021	FY 2022	FY 2023
Appropriations	\$ 1,200,000	\$ 196,868	\$ -	\$ -	\$ -	\$ -	\$ -	\$ -
Totals	\$ 1,200,000	\$ 196,868	\$ -	\$ -	\$ -	\$ -	\$ -	\$ -

Expenditures	Life to Date Budget	Life to Date Expenditures	Project Balance	FY 2019	FY 2020	FY 2021	FY 2022	FY 2023
Salaries & Benefits	\$ 5,000	\$ 19,426	\$ (14,426)	\$ -	\$ -	\$ -	\$ -	\$ -
Machinery & Equipment	-	401,000	(401,000)	-	-	-	-	-
Engineering & Design	175,000	237,696	(62,696)	-	-	-	-	-
Construction	1,020,000	345,010	674,990	-	-	-	-	-
Totals	\$ 1,200,000	\$ 1,003,132	\$ 196,868	\$ -	\$ -	\$ -	\$ -	\$ -



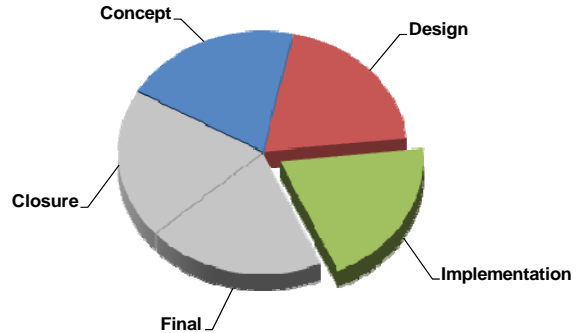
Long-Term Capital Improvement Plan Fiscal Years 2019 – 2023

Sewer Utility Deferred Maintenance Project Number 7520

Total Project: \$100,000

Funding Source: Appropriations

Priority Level: 1
 Classification: Public Utility Safety
 Frequency: Recurring
 Status Phase: Implementation
 Start Date: FY 2017
 Funding Needs: \$-0-



Project Description

This project consists of moderate repairs and maintenance projects that are not significant enough to segregate into separate capital projects.

Project Purpose and Need

Sewer utilities infrastructure can be extremely complex and sophisticated. Due to the age of the sewer utility system, many areas may require repairs and maintenance until such time as the infrastructure can be completely replaced.

Development Plan and Status

City staff is currently assessing the repairs and maintenance in areas to maintain the sewer utility infrastructure until the full scale replacement of water, sewer, and storm drainage will occur.

Financial Implications

The project has a life-to-date budget of \$100,000. Currently, there is \$71,544 available in the project. City staff anticipates additional funding will be needed in the future to maintain aging infrastructure until the replacement projects are completed.

Five Year Budget

Funding Source	Life to Date Budget	Current Funds Available	Funding Needs	FY 2019	FY 2020	FY 2021	FY 2022	FY 2023
Appropriations	\$ 100,000	\$ 71,544	\$ -	\$ -	\$ -	\$ -	\$ -	\$ -
Totals	\$ 100,000	\$ 71,544	\$ -	\$ -	\$ -	\$ -	\$ -	\$ -

Expenditures	Life to Date Budget	Life to Date Expenditures	Project Balance	FY 2019	FY 2020	FY 2021	FY 2022	FY 2023
Construction	\$ 100,000	\$ 28,456	\$ 71,544	\$ -	\$ -	\$ -	\$ -	\$ -
Totals	\$ 100,000	\$ 28,456	\$ 71,544	\$ -	\$ -	\$ -	\$ -	\$ -



Long-Term Capital Improvement Plan Fiscal Years 2019 – 2023

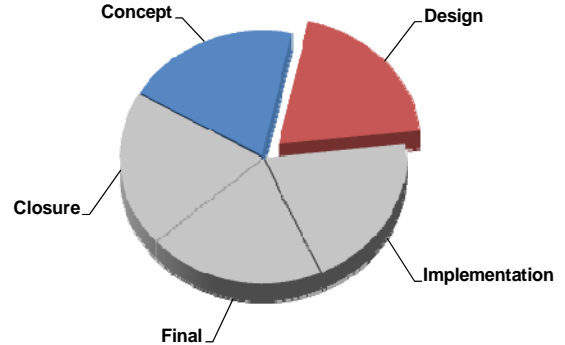
Sewer Utility Rate Study

Project Number 7521

Total Project: \$60,000

Funding Source: Sewer fund, Appropriations

Priority Level: 1
 Classification: Other City Infrastructure
 Frequency: Recurring –Every 5 Years
 Status Phase: Design
 Start Date: FY 2017
 Funding Needs: \$20,000



Project Description

The project was created to perform the sewer utility rate study. This study is performed every five years.

Project Purpose and Need

Per the City Council’s annual budget goals, a sewer utility rate study will be performed every five years. The next cyclical five-year rotation would be for fiscal years 2019-2023.

Development Plan and Status

The sewer utility rate study was performed in fiscal year 2014 and implemented in fiscal year 2015. The next sewer utility rate study will be performed in fiscal year 2019 and implemented in fiscal year 2020.

Financial Implications

This project will remain in design status until fiscal year 2019. Additional funding of \$20,000 will be required to perform the sewer utility rate study.

Five Year Budget

Funding Source	Life to Date Budget	Current Funds Available	Funding Needs	FY 2019	FY 2020	FY 2021	FY 2022	FY 2023
Sewer fund	\$ -	\$ -	\$ 20,000	\$ 20,000	\$ -	\$ -	\$ -	\$ -
Appropriations	40,000	40,000	-	-	-	-	-	-
Totals	\$ 40,000	\$ 40,000	\$ 20,000	\$ 20,000	\$ -	\$ -	\$ -	\$ -

Expenditures	Life to Date Budget	Life to Date Expenditures	Project Balance	FY 2019	FY 2020	FY 2021	FY 2022	FY 2023
Professional Services	\$ 40,000	\$ -	\$ 40,000	\$ -	\$ -	\$ -	\$ -	\$ -
Totals	\$ 40,000	\$ -	\$ 40,000	\$ -	\$ -	\$ -	\$ -	\$ -



Long-Term Capital Improvement Plan Fiscal Years 2019 – 2023

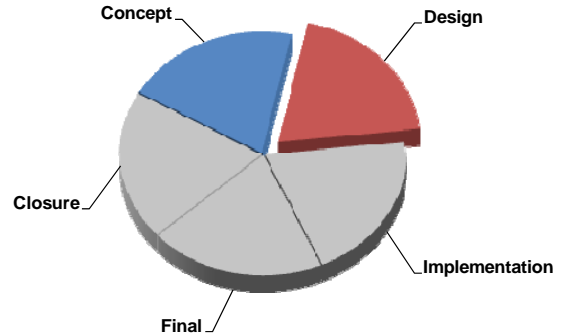
Waste Water Treatment Plant Upgrade

Project Number 7522

Total Project: \$19,000,000

Funding Source: DEC loans, General fund

Priority Level: 1
 Classification: Public Utility Safety
 Frequency: Nonrecurring
 Status Phase: Design
 Start Date: FY 2018
 Funding Needs: \$18,400,000



Project Description

The project was created to perform an assessment of the required upgrades to the Waste Water Treatment Facility.

Project Purpose and Need

The last upgrade to the Waste Water Treatment Plant was completed in 1999. The industry standard is to complete a condition assessment every 15-20 years. With the substantial length of time required to acquire state and federal grant funds and the size of the project, it is critical to begin the assessment phase in fiscal year 2018 with the design and construction phases to follow over the next 3-5 years.

Development Plan and Status

Currently, City staff is preparing the Alaska DEC loan application and required documents for submittal to the state. This project is currently pending loan approvals. Additional funding of \$18,400,000 will be required to complete the Waste Water Treatment Facility upgrades.

Financial Implications

The project has a life-to-date budget of \$600,000, pending loan approval. Once approved, the initial assessment for the WWTP upgrades can be performed. As state and federal funding sources are unknown, additional funding of \$18,400,000 would be required from the general fund.

Five Year Budget

Funding Source	Life to Date Budget	Current Funds Available	Funding Needs	FY 2019	FY 2020	FY 2021	FY 2022	FY 2023
DEC loans	\$ 600,000	\$ 600,000	\$ -	\$ -	\$ -	\$ -	\$ -	\$ -
General fund	-	-	18,400,000	-	18,400,000	-	-	-
Totals	\$ 600,000	\$ 600,000	\$ 18,400,000	\$ -	\$ 18,400,000	\$ -	\$ -	\$ -

Expenditures	Life to Date Budget	Life to Date Expenditures	Project Balance	FY 2019	FY 2020	FY 2021	FY 2022	FY 2023
Salaries & Benefits	\$ 5,000	\$ -	\$ 5,000	\$ -	\$ -	\$ -	\$ -	\$ -
Engineering & Design	595,000	-	595,000	-	-	-	-	-
Totals	\$ 600,000	\$ -	\$ 600,000	\$ -	\$ -	\$ -	\$ -	\$ -



This page intentionally left blank.



Long-Term Capital Improvement Plan Fiscal Years 2019 – 2023

F. Cargo Development Fund

The Cargo Development Fund is comprised of projects that must meet one the following criteria:

- Cargo Terminal Enterprise Fund projects for construction and repairs and maintenance of existing city-owned cargo infrastructure. Cargo infrastructure includes three multi-purpose deep draft docks: Pier I (Ferry Dock), Pier II (the fisherman’s terminal), Pier III (cargo terminal), and the Pier II Warehouse.

The table below summarizes projects that fall within the scope of the Cargo Development Fund capital projects. These projects are shown as New Concept projects per the Plan and Current Projects in Progress.

Funding Source	Life to Date Budget	Current Funds Available	Funding Needs	FY 2019	FY 2020	FY 2021	FY 2022	FY 2023
New Concept Projects								
General fund	\$ 90,000,000	\$ -	\$ 90,000,000	\$ -	\$ -	\$ 2,000,000	\$ 4,000,000	\$ 84,000,000
Total New Concept Projects	90,000,000	-	90,000,000	-	-	2,000,000	4,000,000	84,000,000
Current Projects in Progress								
State grants	35,400,000	-	-	-	-	-	-	-
General fund	100,000	40,837	2,045,000	1,950,000	-	-	-	-
Cargo fund	3,710,000	-	-	-	-	-	-	-
Appropriations	762,000	(65,546)	-	-	-	-	-	-
Total Current Projects in Progress	39,972,000	(24,709)	2,045,000	1,950,000	-	-	-	-
Total New Concept & Current Projects in Progress	\$ 129,972,000	\$ (24,709)	\$ 92,045,000	\$ 1,950,000	\$ -	\$ 2,000,000	\$ 4,000,000	\$ 84,000,000

Expenditures	Life to Date Budget	Life to Date Expenditures	Project Balance	FY 2019	FY 2020	FY 2021	FY 2022	FY 2023
Current Projects in Progress								
Salaries & Benefits	\$ 137,007	\$ 135,270	\$ 1,737	\$ -	\$ -	\$ -	\$ -	\$ -
Professional Services	1,573,330	1,566,803	6,527	-	-	-	-	-
Construction Administration	2,231,766	2,415,389	(183,623)	-	-	-	-	-
Permitting	110,765	110,765	-	-	-	-	-	-
Machinery & Equipment	136,000	93,091	42,909	-	-	-	-	-
Engineering & Design	1,223,540	1,223,483	57	-	-	-	-	-
Construction	34,559,592	34,451,908	107,684	-	-	-	-	-
Total Current Projects in Progress	\$ 39,972,000	\$ 39,996,709	\$ (24,709)	\$ -	\$ -	\$ -	\$ -	\$ -

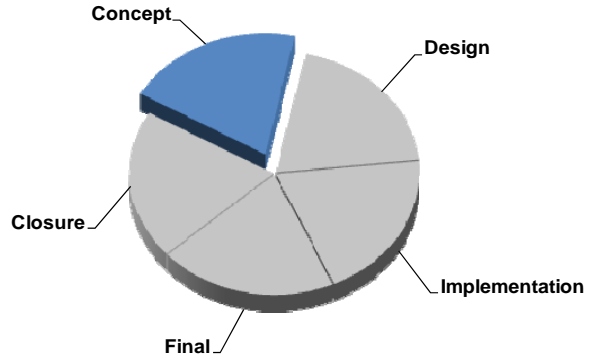


Demolish Old Pier 3

Total Project: \$6,000,000

Funding Source: General fund

Priority Level: 1
 Classification: Other City Infrastructure
 Frequency: Nonrecurring
 Status Phase: Concept
 Start Date: FY 2021
 Funding Needs: \$6,000,000



Project Description

This project will demolish the old portion of pier 3 that was replaced during fiscal year 2014 – fiscal year 2016.

Project Purpose and Need

The pier 3 replacement project began in fiscal year 2012 and was substantially complete in fiscal year 2016. The old pier 3 cargo terminal will need to be demolished and removed from insurance for safety purposes.

Development Plan and Status

This project is in the concept phase. Once the project has been designed and the current assessment performed, additional work would be required to demolish the old pier 3 structure.

Financial Implications

The project has a life-to-date budget of \$6,000,000. State and federal grant and loan sources are unknown at this time and Cargo funds would be insufficient to fund this project. Therefore, general fund sources would be needed to demolish old pier 3.

Five Year Budget

<u>Funding Source</u>	<u>Life to Date Budget</u>	<u>Current Funds Available</u>	<u>Funding Needs</u>	<u>FY 2019</u>	<u>FY 2020</u>	<u>FY 2021</u>	<u>FY 2022</u>	<u>FY 2023</u>
General fund	\$ 6,000,000	\$ -	\$ 6,000,000	\$ -	\$ -	\$ 2,000,000	\$ 4,000,000	\$ -
Totals	<u>\$ 6,000,000</u>	<u>\$ -</u>	<u>\$ 6,000,000</u>	<u>\$ -</u>	<u>\$ -</u>	<u>\$ 2,000,000</u>	<u>\$ 4,000,000</u>	<u>\$ -</u>



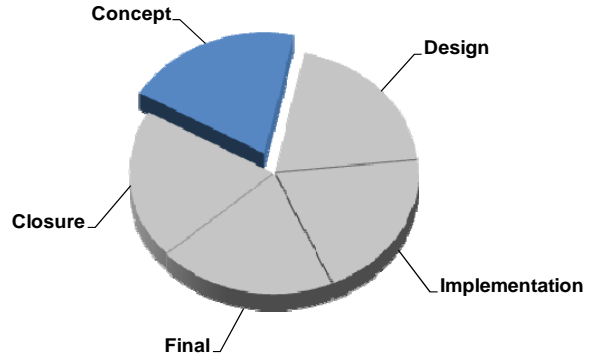
Long-Term Capital Improvement Plan Fiscal Years 2019 – 2023

Pier 3 Van Staging Area

Total Project: \$4,000,000

Funding Source: General fund

Priority Level: 2
 Classification: Other City Infrastructure
 Frequency: Nonrecurring
 Status Phase: Concept
 Start Date: FY 2023
 Funding Needs: \$4,000,000



Project Description

This project will evaluate and construct a van staging area between Pier 2 and Pier 3.

Project Purpose and Need

Creating an additional van staging area between Pier 2 and Pier 3 would enhance the port's capability to meet growing market needs in the region. With the area between these two piers connected, access to Pier 3 can be routed off of the main highway and port security can be improved.

Development Plan and Status

This project is in the concept phase. Once the project has been designed and the current assessment performed, additional work would be required to construct the staging area.

Financial Implications

The project has a life-to-date budget of \$4,000,000. State and federal grant and loan sources are unknown at this time and Cargo funds would be insufficient to fund this project. Therefore, general fund sources would be needed to construct the van staging area.

Five Year Budget

Funding Source	Life to Date Budget	Current Funds Available	Funding Needs	FY 2019	FY 2020	FY 2021	FY 2022	FY 2023
General fund	\$ 4,000,000	\$ -	\$ 4,000,000	\$ -	\$ -	\$ -	\$ -	\$ 4,000,000
Totals	\$ 4,000,000	\$ -	\$ 4,000,000	\$ -	\$ -	\$ -	\$ -	\$ 4,000,000



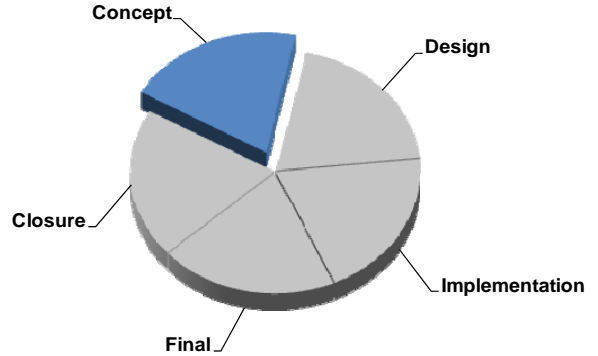
Long-Term Capital Improvement Plan Fiscal Years 2019 – 2023

Gull Island Breakwater

Total Project: \$50,000,000

Funding Source: General fund

Priority Level: 3
 Classification: Other City Infrastructure
 Frequency: Nonrecurring
 Status Phase: Concept
 Start Date: FY 2023
 Funding Needs: \$50,000,000



Project Description

This project will evaluate and construct a breakwater on the south end of Gull Island.

Project Purpose and Need

Pier 3 Cargo Terminal is exposed to easterly weather. A breakwater off Gull Island’s south end would greatly improve the safety and operability of the cargo terminal. Additionally, it would extend the life of the Pier 3 facility. This is a request from Matson, Inc. This project would be contingent upon grant funding.

Development Plan and Status

This project is in the concept phase. Once the project has been designed and the current assessment performed, additional work would be required to construct the breakwater.

Financial Implications

The project has a life-to-date budget of \$50,000,000. State and federal grant and loan sources are unknown at this time and Cargo funds would be insufficient to fund this project. Therefore, to proceed without grant funding, general fund sources would be needed to construct the breakwater.

Five Year Budget

Funding Source	Life to Date Budget	Current Funds Available	Funding Needs	FY 2019	FY 2020	FY 2021	FY 2022	FY 2023
General fund	\$50,000,000	\$ -	\$50,000,000	\$ -	\$ -	\$ -	\$ -	\$50,000,000
Totals	\$50,000,000	\$ -	\$50,000,000	\$ -	\$ -	\$ -	\$ -	\$50,000,000

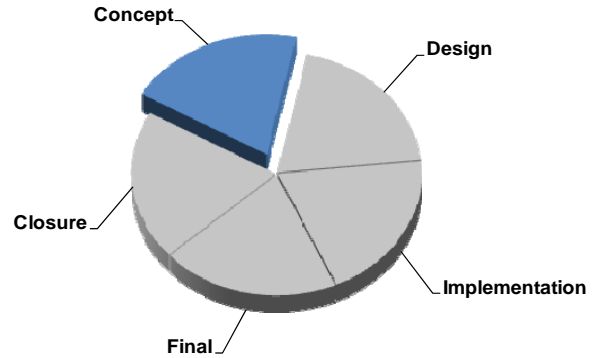


Puffin Island Channel Drainage

Total Project: \$30,000,000

Funding Source: General fund

Priority Level: 4
 Classification: Other City Infrastructure
 Frequency: Nonrecurring
 Status Phase: Concept
 Start Date: FY 2023
 Funding Needs: \$30,000,000



Project Description

This project will evaluate and perform channel dredging near Puffin Island.

Project Purpose and Need

Access to the Kodiak port facilities is restricted by limited draft in the channel adjacent to Puffin Island. Channel depth improvements would greatly improve safety and access to the City’s port facilities at Pier 2 and Pier 3. Additionally, deeper draft ships cannot access the port. New ships will likely be deeper draft. This is a request from Matson, Inc.

Development Plan and Status

This project is in the concept phase. Once the project has been designed and the current assessment performed, additional work would be required to dredge the channel near Puffin Island.

Financial Implications

The project has a life-to-date budget of \$30,000,000. State and federal grant and loan sources are unknown at this time and Cargo funds would be insufficient to fund this project. Therefore, to proceed without grant funding, general fund sources would be needed to dredge the channel.

Five Year Budget

<u>Funding Source</u>	<u>Life to Date Budget</u>	<u>Current Funds Available</u>	<u>Funding Needs</u>	<u>FY 2019</u>	<u>FY 2020</u>	<u>FY 2021</u>	<u>FY 2022</u>	<u>FY 2023</u>
General fund	\$ 30,000,000	\$ -	\$ 30,000,000	\$ -	\$ -	\$ -	\$ -	\$ 30,000,000
Totals	<u>\$ 30,000,000</u>	<u>\$ -</u>	<u>\$ 30,000,000</u>	<u>\$ -</u>	<u>\$ -</u>	<u>\$ -</u>	<u>\$ -</u>	<u>\$ 30,000,000</u>



Long-Term Capital Improvement Plan Fiscal Years 2019 – 2023

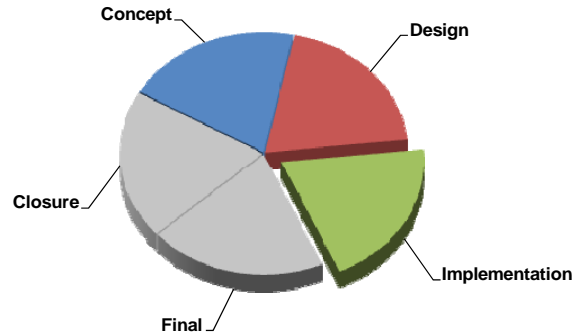
Shelikof Street Pedestrian Improvements

Project Number 8016

Total Project: \$4,350,000

Funding Source: State grants, General fund

Priority Level: 1
 Classification: Other City Infrastructure
 Frequency: Nonrecurring
 Status Phase: Implementation
 Start Date: FY 2009
 Funding Needs: \$1,950,000



Project Description

This project would construct needed pedestrian improvements from Pier 2 to downtown.

Project Purpose and Need

The City identified the need for a preferred pedestrian route for cruise ship passengers to walk safely into the city center and to improve facilities for local residents, workers, and businesses that use this area. The roadway area adjacent to the proposed bulkhead parking is highly congested. Due to lack of adequate parking, vehicles block walkways, equipment operates in the right-of-way, and access to businesses is often blocked, forcing pedestrians to walk in the roadways. Construction of additional off-road parking will direct pedestrian traffic out of the roadways.

Development Plan and Status

The first phase of this project constructs an ADA accessible sidewalk, new retaining walls, improved lighting and parking, and utility work. This phase was completed in fiscal year 2013. The second phase designs the off-road bulkhead parking. This phase was completed in fiscal year 2017.

Financial Implications

The project has a life-to-date budget of \$2,400,000. Currently, there is \$40,837 available in the project. City staff is requesting an additional \$1,950,000 in grant funds to complete this project. As grant funds are unknown at this time, the additional funding would come from the general fund.

Five Year Budget

Funding Source	Life to Date Budget	Current Funds Available	Funding Needs	FY 2019	FY 2020	FY 2021	FY 2022	FY 2023
State grants	\$ 2,300,000	\$ -	\$ -	\$ -	\$ -	\$ -	\$ -	\$ -
General fund	100,000	40,837	1,950,000	1,950,000	-	-	-	-
Totals	\$ 2,400,000	\$ 40,837	\$ 1,950,000	\$ 1,950,000	\$ -	\$ -	\$ -	\$ -

Expenditures	Life to Date Budget	Life to Date Expenditures	Project Balance	FY 2019	FY 2020	FY 2021	FY 2022	FY 2023
Salaries & Benefits	\$ 14,000	\$ 13,904	\$ 96	\$ -	\$ -	\$ -	\$ -	\$ -
Machinery & Equipment	106,000	81,591	24,409	-	-	-	-	-
Engineering & Design	280,000	279,943	57	-	-	-	-	-
Construction	2,000,000	1,983,725	16,275	-	-	-	-	-
Totals	\$ 2,400,000	\$ 2,359,163	\$ 40,837	\$ -	\$ -	\$ -	\$ -	\$ -



Long-Term Capital Improvement Plan Fiscal Years 2019 – 2023

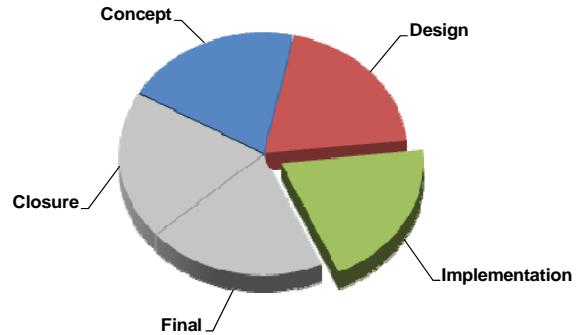
Security Improvements

Project Number 8018

Total Project: \$50,000

Funding Source: Appropriations

Priority Level: 1
 Classification: Other City Infrastructure
 Frequency: Recurring
 Status Phase: Implementation
 Start Date: FY 2013
 Funding Needs: \$-0-



Project Description

This project would evaluate and upgrade security equipment at the City’s port facilities.

Project Purpose and Need

Routine inspections and periodic upgrades are needed for the security equipment at the City’s port facilities. These facilities include 24-hour access to Pier 1, Pier 2, Pier 3, and the Pier 2 warehouse. Due to the timing, video surveillance is maintained to ensure safe access for staff and customers.

Development Plan and Status

The most recent security upgrades were performed in 2017. These are inspected on an annual basis and needs are assessed at that time.

Financial Implications

The project has a life-to-date budget of \$50,000. Currently, there is \$29,080 available in the project. City staff does not anticipate the need for additional funding to complete the current upgrades. If significant upgrades are required in the future, additional funding will be requested at that time.

Five Year Budget

Funding Source	Life to Date Budget	Current Funds Available	Funding Needs	FY 2019	FY 2020	FY 2021	FY 2022	FY 2023
Appropriations	\$ 50,000	\$ 29,080	\$ -	\$ -	\$ -	\$ -	\$ -	\$ -
Totals	\$ 50,000	\$ 29,080	\$ -	\$ -	\$ -	\$ -	\$ -	\$ -

Expenditures	Life to Date Budget	Life to Date Expenditures	Project Balance	FY 2019	FY 2020	FY 2021	FY 2022	FY 2023
Machinery & Equipment	\$ 30,000	\$ 11,500	\$ 18,500	\$ -	\$ -	\$ -	\$ -	\$ -
Construction	20,000	9,420	10,580	-	-	-	-	-
Totals	\$ 50,000	\$ 20,920	\$ 29,080	\$ -	\$ -	\$ -	\$ -	\$ -



Long-Term Capital Improvement Plan Fiscal Years 2019 – 2023

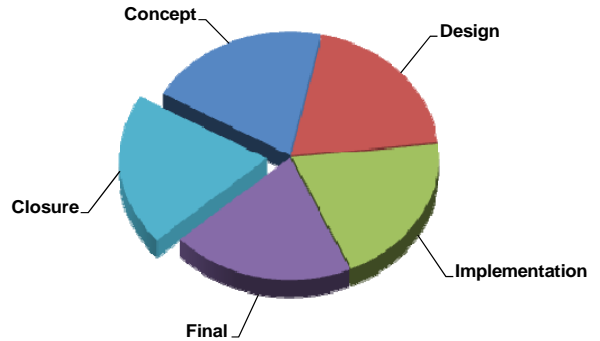
Pier 3 Replacement

Project Number 8024

Total Project: \$37,617,000

Funding Source: State grants, Cargo, General, Appropriations

Priority Level: 1
 Classification: Other City Infrastructure
 Frequency: Nonrecurring
 Status Phase: Closure
 Start Date: FY 2013
 Funding Needs: \$95,000



Project Description

This project performs the evaluation, design and construction for replacing the Pier 3 Cargo Terminal.

Project Purpose and Need

An assessment was performed in Pier 3 and it was determined that the facility was reaching the end of its useful life and existing equipment would need to be upgraded.

Development Plan and Status

Construction for Pier 3 was substantially completed in fiscal year 2016. Throughout fiscal year 2017 and fiscal year 2018, final construction costs and closeout costs are currently being assessed. Once the closeout costs have been finalized, this project will subsequently close.

Financial Implications

The project has a life-to-date budget of \$37,522,000. Currently, this project is overspent by \$94,626. Before final closure, the general fund would need to provide additional funding prior to project closeout.

Five Year Budget

Funding Source	Life to Date Budget	Current Funds Available	Funding Needs	FY 2019	FY 2020	FY 2021	FY 2022	FY 2023
State grants	\$ 33,100,000	\$ -	\$ -	\$ -	\$ -	\$ -	\$ -	\$ -
Cargo fund	3,710,000	-	-	-	-	-	-	-
General fund	-	-	95,000	-	-	-	-	-
Appropriations	712,000	(94,626)	-	-	-	-	-	-
Totals	\$ 37,522,000	\$ (94,626)	\$ 95,000	\$ -	\$ -	\$ -	\$ -	\$ -

Expenditures	Life to Date Budget	Life to Date Expenditures	Project Balance	FY 2019	FY 2020	FY 2021	FY 2022	FY 2023
Salaries & Benefits	\$ 123,007	\$ 121,366	\$ 1,641	\$ -	\$ -	\$ -	\$ -	\$ -
Professional Services	1,573,330	1,566,803	6,527	-	-	-	-	-
Construction Administration	2,231,766	2,415,389	(183,623)	-	-	-	-	-
Permitting	110,765	110,765	-	-	-	-	-	-
Engineering & Design	943,540	943,540	-	-	-	-	-	-
Construction	32,539,592	32,458,763	80,829	-	-	-	-	-
Totals	\$ 37,522,000	\$ 37,616,626	\$ (94,626)	\$ -	\$ -	\$ -	\$ -	\$ -



Long-Term Capital Improvement Plan Fiscal Years 2019 – 2023

G. Harbor Development Fund

The Harbor Development Fund is comprised of projects that must meet one the following criteria:

- Harbor Enterprise Fund projects for construction and repairs and maintenance of existing city-owned harbor infrastructure. Harbor infrastructure includes two large boat harbors, the St. Paul Harbor and the St. Herman Harbor, the Pier 1 ferry terminal, and the channel transient dock.

The table below summarizes projects that fall within the scope of the Harbor Development Fund capital projects. These projects are shown as New Concept projects per the Plan and Current Projects in Progress.

Funding Source	Life to Date Budget	Current Funds Available	Funding Needs	FY 2019	FY 2020	FY 2021	FY 2022	FY 2023
New Concept Projects								
General fund	\$ 19,950,000	\$ -	\$ 19,950,000	\$ -	\$ -	\$ -	\$ -	\$ 19,950,000
Total New Concept Projects	19,950,000	-	19,950,000	-	-	-	-	19,950,000
Current Projects in Progress								
State grants	1,100,733	-	-	-	-	-	-	-
General fund	1,080,000	510,563	28,650,000	60,000	5,410,000	20,060,000	2,060,000	1,060,000
Harbor fund	1,000,000	175,994	-	-	-	-	-	-
Appropriations	1,353,000	808,124	-	-	-	-	-	-
Total Current Projects in Progress	4,533,733	1,494,681	28,650,000	60,000	5,410,000	20,060,000	2,060,000	1,060,000
Total New Concept & Current Projects in Progress	<u>\$ 24,483,733</u>	<u>\$ 1,494,681</u>	<u>\$ 48,600,000</u>	<u>\$ 60,000</u>	<u>\$ 5,410,000</u>	<u>\$ 20,060,000</u>	<u>\$ 2,060,000</u>	<u>\$ 21,010,000</u>
Expenditures	Life to Date Budget	Life to Date Expenditures	Project Balance	FY 2019	FY 2020	FY 2021	FY 2022	FY 2023
Current Projects in Progress								
Salaries & Benefits	\$ 16,500	\$ 26,009	\$ (9,509)	\$ -	\$ -	\$ -	\$ -	\$ -
Professional Services	267,000	1,074	265,926	-	-	-	-	-
Engineering & Design	514,500	134,079	380,421	-	-	-	-	-
Machinery & Equipment	75,000	-	75,000	-	-	-	-	-
Construction	3,660,733	2,877,890	782,843	-	-	-	-	-
Total Current Projects in Progress	<u>\$ 4,533,733</u>	<u>\$ 3,039,052</u>	<u>\$ 1,494,681</u>	<u>\$ -</u>	<u>\$ -</u>	<u>\$ -</u>	<u>\$ -</u>	<u>\$ -</u>



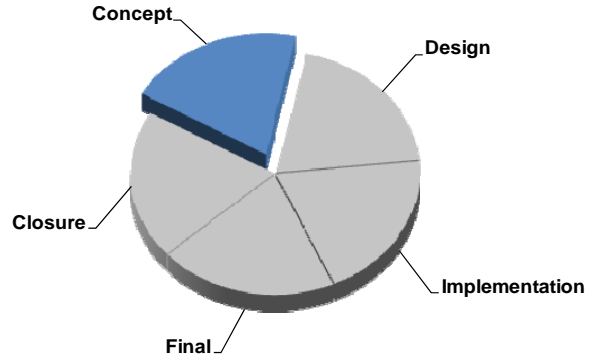
Long-Term Capital Improvement Plan Fiscal Years 2019 – 2023

Dock 1 and Oscar’s Dock Replacement

Total Project: \$10,000,000

Funding Source: General fund

Priority Level: 3
 Classification: Other City Infrastructure
 Frequency: Nonrecurring
 Status Phase: Concept
 Start Date: FY 2023
 Funding Needs: \$10,000,000



Project Description

This project will evaluate and replace Dock 1 and Oscar’s dock.

Project Purpose and Need

Both loading docks in St. Paul Harbor are heavily used by the fleet for loading and unloading and the maintenance of vessels. Dock 1 is over 45 years old and Oscar’s Dock is over 35 years old. Both will need to be replaced in the upcoming years.

Development Plan and Status

This project is in the concept phase. Once the project has been designed and the current assessment performed, additional work would be required to replace Dock 1 and Oscar’s Dock.

Financial Implications

The project has a life-to-date budget of \$10,000,000. State and federal grant and loan sources are unknown at this time and Harbor funds would be insufficient to fund this project. Therefore, to proceed without grant funding, general fund sources would be needed for these replacements.

Five Year Budget

Funding Source	Life to Date Budget	Current Funds Available	Funding Needs	FY 2019	FY 2020	FY 2021	FY 2022	FY 2023
General fund	\$ 10,000,000	\$ -	\$ 10,000,000	\$ -	\$ -	\$ -	\$ -	\$ 10,000,000
Totals	\$ 10,000,000	\$ -	\$ 10,000,000	\$ -	\$ -	\$ -	\$ -	\$ 10,000,000



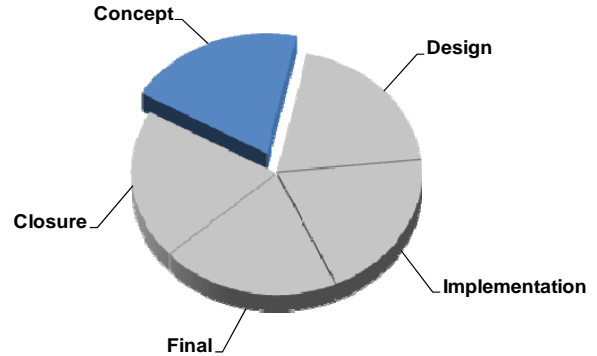
Long-Term Capital Improvement Plan Fiscal Years 2019 – 2023

Dock 3 on Uski Island Demolition

Total Project: \$300,000

Funding Source: General fund

Priority Level: 4
 Classification: Other City Infrastructure
 Frequency: Nonrecurring
 Status Phase: Concept
 Start Date: FY 2023
 Funding Needs: \$300,000



Project Description

This project will evaluate and replace or demolish Dock 3 on Uski Island.

Project Purpose and Need

Dock 3 was built in 1982 during the construction of St. Herman Harbor. There is no road access, making the dock limited value to the City. It is only used for the storage of nets. Cost of repairs or major maintenance is not justifiable. Replacement cost would be approximately \$1,000,000. It is recommended by City staff to demolish the dock at a cost of \$300,000 once it reaches the end of its useful life.

Development Plan and Status

This project is in the concept phase. Once the project has been designed and the current assessment performed, additional work would be required to replace or demolish Dock 3.

Financial Implications

The project has a life-to-date budget of \$300,000. State and federal grant and loan sources are unknown at this time and Harbor funds would be insufficient to fund this project. Therefore, to proceed without grant funding, general fund sources would be needed to fund this project.

Five Year Budget

Funding Source	Life to Date Budget	Current Funds Available	Funding Needs	FY 2019	FY 2020	FY 2021	FY 2022	FY 2023
General fund	\$ 300,000	\$ -	\$ 300,000	\$ -	\$ -	\$ -	\$ -	\$ 300,000
Totals	\$ 300,000	\$ -	\$ 300,000	\$ -	\$ -	\$ -	\$ -	\$ 300,000



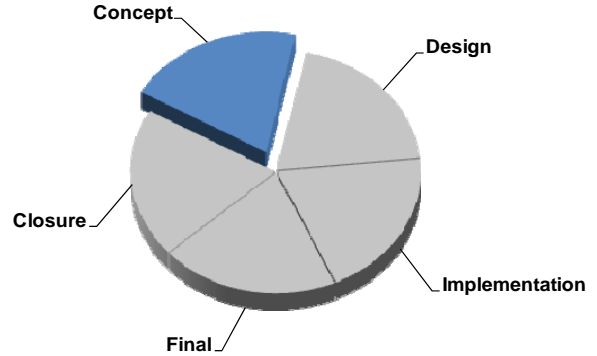
Long-Term Capital Improvement Plan Fiscal Years 2019 – 2023

St. Herman Harbor Upland Development

Total Project: \$150,000

Funding Source: General fund

Priority Level: 5
 Classification: Other City Infrastructure
 Frequency: Nonrecurring
 Status Phase: Concept
 Start Date: FY 2023
 Funding Needs: \$150,000



Project Description

This project will evaluate and develop the uplands for St. Herman Harbor.

Project Purpose and Need

Developing the uplands adjacent to the Harbor will include finishing the roadway, utilities, sidewalks, and public areas. These improvements would be performed in conjunction with completion of the quarry operations and Shipyard expansion and development. The first phase of this project would develop an initial plan and design that will formalize a plan that meets the City, businesses, and public needs. The estimate included would cover the first phase. Additional funding would be required to perform the construction.

Development Plan and Status

This project is in the concept phase. Once the project has been designed and the first phase completed, additional work would be required to develop the plan and complete construction.

Financial Implications

The project has a life-to-date budget of \$150,000. State and federal grant and loan sources are unknown at this time and Harbor funds would be insufficient to fund this project. Therefore, to proceed without grant funding, general fund sources would be needed to initiate the project.

Five Year Budget

Funding Source	Life to Date Budget	Current Funds Available	Funding Needs	FY 2019	FY 2020	FY 2021	FY 2022	FY 2023
General fund	\$ 150,000	\$ -	\$ 150,000	\$ -	\$ -	\$ -	\$ -	\$ 150,000
Totals	\$ 150,000	\$ -	\$ 150,000	\$ -	\$ -	\$ -	\$ -	\$ 150,000



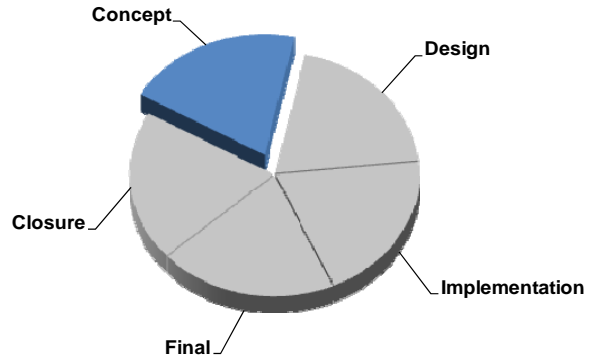
Long-Term Capital Improvement Plan Fiscal Years 2019 – 2023

St. Paul Harbor Replacement

Total Project: \$9,000,000

Funding Source: General fund

Priority Level: 6
 Classification: Other City Infrastructure
 Frequency: Nonrecurring
 Status Phase: Concept
 Start Date: FY 2023
 Funding Needs: \$9,000,000



Project Description

This project will evaluate and replace St. Paul Harbor.

Project Purpose and Need

St. Paul harbor was replaced in 1999 with State grant funds of \$5,000,000. The estimated useful life of the harbor is 40 years. Due to increasing costs, the estimated cost to replace St. Paul Harbor in future periods would be \$9,000,000.

Development Plan and Status

This project is in the concept phase. Once all higher priority-level projects have been completed in the Harbor, consideration to major repairs and maintenance and ultimate replacement of St. Paul Harbor would be considered at that time.

Financial Implications

The project has a life-to-date budget of \$9,000,000. State and federal grant and loan sources are unknown at this time and Harbor funds would be insufficient to fund this project. Therefore, to proceed without grant funding, general fund sources would be needed to initiate the project.

Five Year Budget

<u>Funding Source</u>	<u>Life to Date Budget</u>	<u>Current Funds Available</u>	<u>Funding Needs</u>	<u>FY 2019</u>	<u>FY 2020</u>	<u>FY 2021</u>	<u>FY 2022</u>	<u>FY 2023</u>
General fund	\$ 9,000,000	\$ -	\$ 9,000,000	\$ -	\$ -	\$ -	\$ -	\$ 9,000,000
Totals	\$ 9,000,000	\$ -	\$ 9,000,000	\$ -	\$ -	\$ -	\$ -	\$ 9,000,000



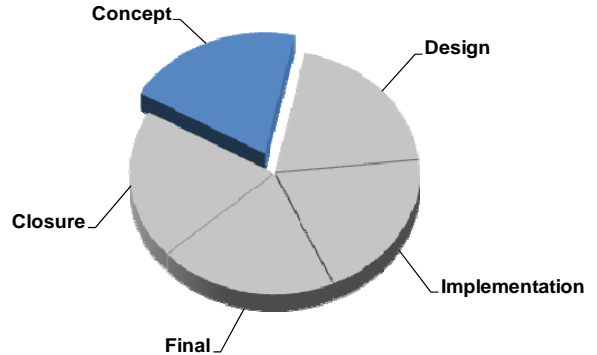
Long-Term Capital Improvement Plan Fiscal Years 2019 – 2023

Pier 2 Fender Repairs

Total Project: \$500,000

Funding Source: General fund

Priority Level: 1
 Classification: Other City Infrastructure
 Frequency: Recurring
 Status Phase: Concept
 Start Date: FY 2023
 Funding Needs: \$500,000



Project Description

This project will evaluate and replace the fender curtains and underlying timbers at Pier 2.

Project Purpose and Need

Every seven-to-ten years, the fender curtains need to be removed and the underlying timbers replaced. The average cost every seven-to-ten years is approximately \$500,000.

Development Plan and Status

This project is in the concept phase. The most recent repairs to the timbers have been completed within the last five years. The next approximate date to replace the timbers occurs in 2023. This project will remain open for the cyclical replacement of these timbers at Pier 2.

Financial Implications

The project has a life-to-date budget of \$500,000. Additional funding would be required for the next cyclical replacements. As Harbor funds would be insufficient to fund this project, general fund sources would be needed to initiate the project.

Five Year Budget

Funding Source	Life to Date Budget	Current Funds Available	Funding Needs	FY 2019	FY 2020	FY 2021	FY 2022	FY 2023
General fund	\$ 500,000	\$ -	\$ 500,000	\$ -	\$ -	\$ -	\$ -	\$ 500,000
Totals	\$ 500,000	\$ -	\$ 500,000	\$ -	\$ -	\$ -	\$ -	\$ 500,000



Long-Term Capital Improvement Plan Fiscal Years 2019 – 2023

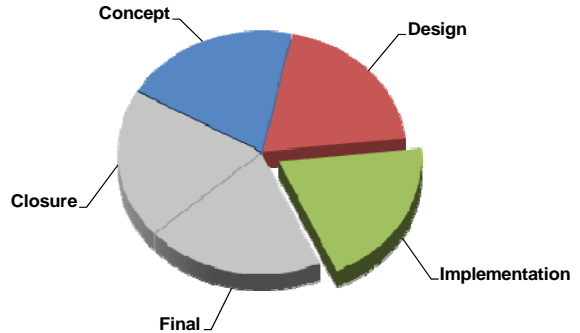
Boat Launch SPH Floats

Project Number 8516

Total Project: \$150,000

Funding Source: General Fund

Priority Level: 1
 Classification: Other City Infrastructure
 Frequency: Recurring
 Status Phase: Implementation
 Start Date: FY 2006
 Funding Needs: \$-0-



Project Description

This project would perform periodic repairs and maintenance for the floats and boat launch at St. Paul Harbor.

Project Purpose and Need

Routine repairs and maintenance to the floats and the boat launch will allow the facility to maintain operability throughout its useful life.

Development Plan and Status

Currently there are several water line failures that are in the process of being repaired. During annual inspections, City staff will determine if other repairs and maintenance will be required.

Financial Implications

The project has a life-to-date budget of \$150,000. Currently, there is \$135,137 available in the project. City staff does not anticipate the need for additional funding to complete the repairs and maintenance. If significant upgrades are required in the future, additional funding will be requested at that time.

Five Year Budget

Funding Source	Life to Date Budget	Current Funds Available	Funding Needs	FY 2019	FY 2020	FY 2021	FY 2022	FY 2023
General fund	\$ 150,000	\$ 135,137	\$ -	\$ -	\$ -	\$ -	\$ -	\$ -
Totals	\$ 150,000	\$ 135,137	\$ -	\$ -	\$ -	\$ -	\$ -	\$ -
Expenditures	Life to Date Budget	Life to Date Expenditures	Project Balance	FY 2019	FY 2020	FY 2021	FY 2022	FY 2023
Salaries & Benefits	\$ 2,000	\$ 1,062	\$ 938	\$ -	\$ -	\$ -	\$ -	\$ -
Construction	148,000	13,801	134,199	-	-	-	-	-
Totals	\$ 150,000	\$ 14,863	\$ 135,137	\$ -	\$ -	\$ -	\$ -	\$ -



Long-Term Capital Improvement Plan Fiscal Years 2019 – 2023

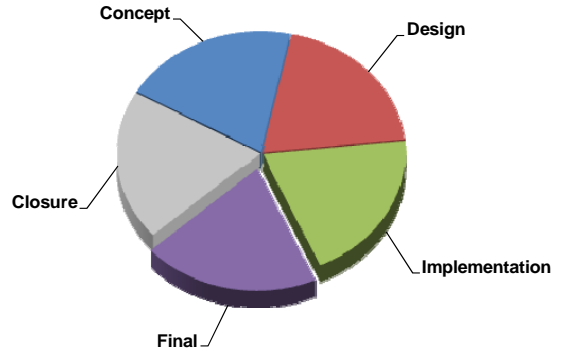
Restrooms – Fisherman’s Hall

Project Number 8517

Total Project: \$200,000

Funding Source: General fund, Appropriations

Priority Level: 1
 Classification: Other City Infrastructure
 Frequency: Nonrecurring
 Status Phase: Final
 Start Date: FY 2008
 Funding Needs: \$-0-



Project Description

This project is to evaluate and construct restrooms and showers at Fisherman’s Hall.

Project Purpose and Need

For many years, space was being leased within Fisherman’s Hall. Upon the termination of the long-term lease, City staff evaluated the need for restrooms, showers, and upgraded office space within Fisherman’s Hall.

Development Plan and Status

Design and construction were substantially completed in early fiscal year 2018. Remaining final construction items are currently in progress. The project has an anticipated closure date of fiscal year 2018.

Financial Implications

The project has a life-to-date budget of \$200,000. This project is currently has \$24,817 remaining to complete the project. City staff does not anticipate the need for additional funding for project closure.

Five Year Budget

Funding Source	Life to Date Budget	Current Funds Available	Funding Needs	FY 2019	FY 2020	FY 2021	FY 2022	FY 2023
General fund	\$ 30,000	\$ -	\$ -	\$ -	\$ -	\$ -	\$ -	\$ -
Appropriations	170,000	24,817	-	-	-	-	-	-
Totals	\$ 200,000	\$ 24,817	\$ -	\$ -	\$ -	\$ -	\$ -	\$ -

Expenditures	Life to Date Budget	Life to Date Expenditures	Project Balance	FY 2019	FY 2020	FY 2021	FY 2022	FY 2023
Salaries & Benefits	\$ 2,000	\$ 7,966	\$ (5,966)	\$ -	\$ -	\$ -	\$ -	\$ -
Professional Services	-	481	(481)	-	-	-	-	-
Construction	198,000	166,736	31,264	-	-	-	-	-
Totals	\$ 200,000	\$ 175,183	\$ 24,817	\$ -	\$ -	\$ -	\$ -	\$ -



Long-Term Capital Improvement Plan Fiscal Years 2019 – 2023

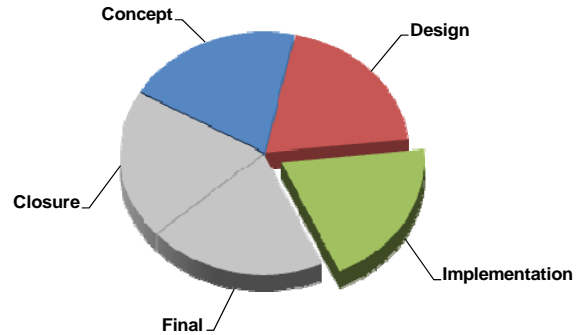
St. Herman Harbor Repairs

Project Number 8520

Total Project: \$1,045,000

Funding Source: General Fund, Appropriations

Priority Level: 1
 Classification: Other City Infrastructure
 Frequency: Recurring
 Status Phase: Implementation
 Start Date: FY 2008
 Funding Needs: \$300,000



Project Description

This project would perform periodic repairs and maintenance for St. Herman Harbor until such time as the Harbor can be replaced.

Project Purpose and Need

Major repairs and maintenance will be needed at St. Herman Harbor as the Harbor is rapidly approaching the end of its useful life. Currently, there are at least twenty one pilings that are in very poor condition. Replacement cost is estimated at \$20,000 per pile. In addition, there are major electrical components that are obsolete and beginning to fail. An additional \$60,000 per year, or \$300,000 over the next five years, will be needed to perform major repairs and maintenance.

Development Plan and Status

Routine repairs and maintenance is ongoing. The need for specific repairs and maintenance are considered each year during the Harbor staff annual inspections.

Financial Implications

The project has a life-to-date budget of \$745,000 and will need an additional \$300,000 over the next five years. Currently, there is \$260,385 available in the project to be used for fiscal year 2018 repairs and maintenance. As Harbor funds would be insufficient to fund future repairs, general fund sources would be needed.

Five Year Budget

Funding Source	Life to Date Budget	Current Funds Available	Funding Needs	FY 2019	FY 2020	FY 2021	FY 2022	FY 2023
General fund	\$ 100,000	\$ -	\$ 300,000	\$ 60,000	\$ 60,000	\$ 60,000	\$ 60,000	\$ 60,000
Appropriations	645,000	260,385	-	-	-	-	-	-
Totals	\$ 745,000	\$ 260,385	\$ 300,000	\$ 60,000	\$ 60,000	\$ 60,000	\$ 60,000	\$ 60,000

Expenditures	Life to Date Budget	Life to Date Expenditures	Project Balance	FY 2019	FY 2020	FY 2021	FY 2022	FY 2023
Salaries & Benefits	\$ 3,000	\$ 2,272	\$ 728	\$ -	\$ -	\$ -	\$ -	\$ -
Professional Services	1,000	7	993	-	-	-	-	-
Construction	741,000	482,336	258,664	-	-	-	-	-
Totals	\$ 745,000	\$ 484,615	\$ 260,385	\$ -	\$ -	\$ -	\$ -	\$ -



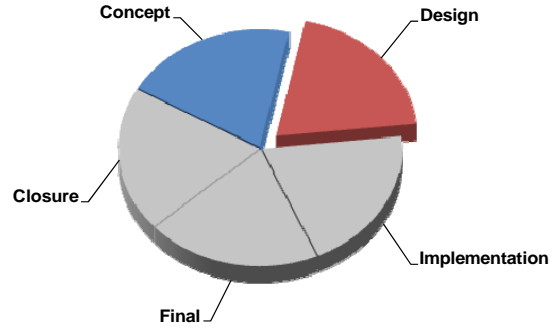
Long-Term Capital Improvement Plan Fiscal Years 2019 – 2023

Oscar’s Dock Fender Piling Replacement Project Number 8523

Total Project: \$395,000

Funding Source: General fund, Appropriations

Priority Level: 1
 Classification: Other City Infrastructure
 Frequency: Nonrecurring
 Status Phase: Design
 Start Date: FY 2018
 Funding Needs: \$350,000



Project Description

This project was created to evaluate, design, and replace the fender pilings and ladders at Oscar’s Dock.

Project Purpose and Need

Oscar’s Dock is over 35 years old and is rapidly approaching the end of its useful life. Due to the age of the facility, pilings and ladders are deteriorating and need to be replaced.

Development Plan and Status

Currently, the City is researching the permitting requirements to replace the pilings. Due to the type of construction, this project would require an Incidental Harassment Authorization under the Marine Mammal Protection Act. The IHA will take additional time and resources to obtain.

Financial Implications

The project has a life-to-date budget of \$45,000. The project currently has \$34,080 available and additional funding requests of \$350,000. As Harbor funds would be insufficient to fund the IHA and repairs, general fund sources would be needed.

Five Year Budget

Funding Source	Life to Date Budget	Current Funds Available	Funding Needs	FY 2019	FY 2020	FY 2021	FY 2022	FY 2023
General fund	\$ -	\$ -	\$ 350,000	\$ -	\$ 350,000	\$ -	\$ -	\$ -
Appropriations	45,000	34,080	-	-	-	-	-	-
Totals	\$ 45,000	\$ 34,080	\$ 350,000	\$ -	\$ 350,000	\$ -	\$ -	\$ -
Expenditures	Life to Date Budget	Life to Date Expenditures	Project Balance	FY 2019	FY 2020	FY 2021	FY 2022	FY 2023
Construction	\$ 45,000	\$ 10,920	\$ 34,080	\$ -	\$ -	\$ -	\$ -	\$ -
Totals	\$ 45,000	\$ 10,920	\$ 34,080	\$ -	\$ -	\$ -	\$ -	\$ -



Long-Term Capital Improvement Plan Fiscal Years 2019 – 2023

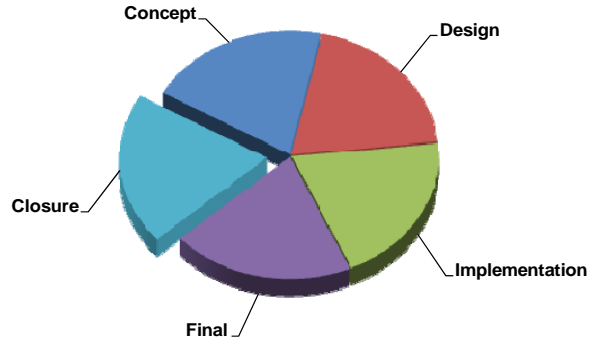
Channel Transient Float Replacement

Project Number 8525

Total Project: \$2,600,733

Funding Source: State grants, General, Harbor

Priority Level: 1
 Classification: Other City Infrastructure
 Frequency: Nonrecurring
 Status Phase: Closure
 Start Date: FY 2015
 Funding Needs: \$-0-



Project Description

This project performs the evaluation, design and construction for replacing the Channel Transient Float.

Project Purpose and Need

An assessment was performed for the Channel Transient Float and it was determined that the facility was reaching the end of its useful life.

Development Plan and Status

Construction for the Channel Transient Float began in fiscal year 2016 and was substantially completed in fiscal year 2018. Final closeout procedures are currently being performed and the project is expected to close within fiscal year 2018.

Financial Implications

The project has a life-to-date budget of \$2,600,733. Currently, the project has \$251,420 in available funds. City staff does not anticipate the need for additional funds in order to complete the project.

Five Year Budget

Funding Source	Life to Date Budget	Current Funds Available	Funding Needs	FY 2019	FY 2020	FY 2021	FY 2022	FY 2023
State grants	\$ 1,100,733	\$ -	\$ -	\$ -	\$ -	\$ -	\$ -	\$ -
General fund	500,000	75,426	-	-	-	-	-	-
Harbor fund	1,000,000	175,994	-	-	-	-	-	-
Totals	\$ 2,600,733	\$ 251,420	\$ -	\$ -	\$ -	\$ -	\$ -	\$ -

Expenditures	Life to Date Budget	Life to Date Expenditures	Project Balance	FY 2019	FY 2020	FY 2021	FY 2022	FY 2023
Salaries & Benefits	\$ 7,500	\$ 12,282	\$ (4,782)	\$ -	\$ -	\$ -	\$ -	\$ -
Professional Services	1,000	586	414	-	-	-	-	-
Engineering & Design	491,500	134,079	357,421	-	-	-	-	-
Construction	2,100,733	2,202,366	(101,633)	-	-	-	-	-
Totals	\$ 2,600,733	\$ 2,349,313	\$ 251,420	\$ -	\$ -	\$ -	\$ -	\$ -



Long-Term Capital Improvement Plan Fiscal Years 2019 – 2023

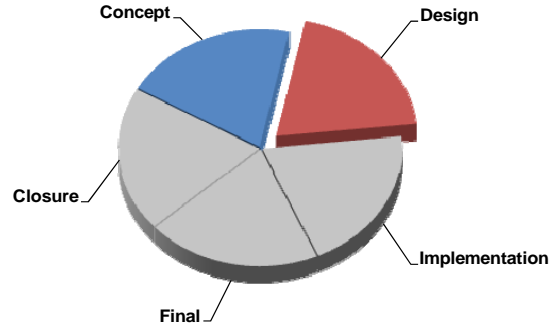
Decking for Dock 1

Project Number 8527

Total Project: \$100,000

Funding Source: General fund

Priority Level: 1
 Classification: Other City Infrastructure
 Frequency: Nonrecurring
 Status Phase: Design
 Start Date: FY 2015
 Funding Needs: \$-0-



Project Description

This project was created to perform routine repairs and maintenance for the decking on Dock 1.

Project Purpose and Need

Dock 1 is over 45 years old and is rapidly approaching the end of its useful life. Due to the age of the facility, routine repairs and maintenance and replacement are annually evaluated. In addition, the decking will be replaced.

Development Plan and Status

Currently, the City is evaluating the scope and materials needed to replace the decking on Dock 1 during fiscal year 2018.

Financial Implications

The project has a life-to-date budget of \$100,000. Currently, there is \$100,000 available in the project and City staff does not anticipate the need for additional funding at this time.

Five Year Budget

Funding Source	Life to Date Budget	Current Funds Available	Funding Needs	FY 2019	FY 2020	FY 2021	FY 2022	FY 2023
General fund	\$ 100,000	\$ 100,000	\$ -	\$ -	\$ -	\$ -	\$ -	\$ -
Totals	\$ 100,000	\$ 100,000	\$ -	\$ -	\$ -	\$ -	\$ -	\$ -
Expenditures	Life to Date Budget	Life to Date Expenditures	Project Balance	FY 2019	FY 2020	FY 2021	FY 2022	FY 2023
Construction	\$ 100,000	\$ -	\$ 100,000	\$ -	\$ -	\$ -	\$ -	\$ -
Totals	\$ 100,000	\$ -	\$ 100,000	\$ -	\$ -	\$ -	\$ -	\$ -



Long-Term Capital Improvement Plan Fiscal Years 2019 – 2023

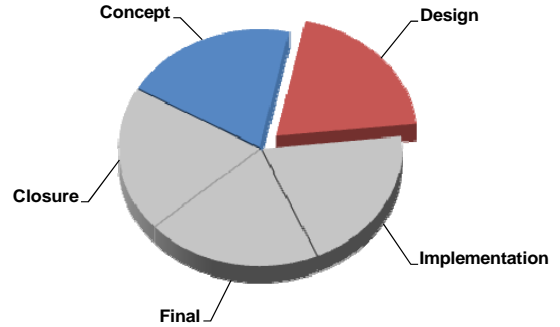
St. Herman Harbor Parking Improvements

Project Number 8529

Total Project: \$200,000

Funding Source: General fund

Priority Level: 1
 Classification: Regulatory
 Frequency: Nonrecurring
 Status Phase: Design
 Start Date: FY 2015
 Funding Needs: \$-0-



Project Description

This project was created to perform parking improvements at St. Herman Harbor.

Project Purpose and Need

The parking at St. Herman Harbor in front of the fish cleaning area needs to be improved and meet compliance with EPA regulations.

Development Plan and Status

Currently, the City has a permit in place with the Army Corp of Engineers. During fiscal year 2017, this permit was extended for an additional 5 years. City staff is currently working on an RFP for design and evaluation of fill to be used for the parking areas.

Financial Implications

The project has a life-to-date budget of \$200,000. Currently, there is \$200,000 available in the project. Depending on the design of the project, additional funds will be needed to complete the project. As Harbor funds would be insufficient, general fund sources would be needed to complete the project.

Five Year Budget

Funding Source	Life to Date Budget	Current Funds Available	Funding Needs	FY 2019	FY 2020	FY 2021	FY 2022	FY 2023
General fund	\$ 200,000	\$ 200,000	\$ -	\$ -	\$ -	\$ -	\$ -	\$ -
Totals	\$ 200,000	\$ 200,000	\$ -	\$ -	\$ -	\$ -	\$ -	\$ -
Expenditures	Life to Date Budget	Life to Date Expenditures	Project Balance	FY 2019	FY 2020	FY 2021	FY 2022	FY 2023
Construction	\$ 200,000	\$ -	\$ 200,000	\$ -	\$ -	\$ -	\$ -	\$ -
Totals	\$ 200,000	\$ -	\$ 200,000	\$ -	\$ -	\$ -	\$ -	\$ -



Long-Term Capital Improvement Plan Fiscal Years 2019 – 2023

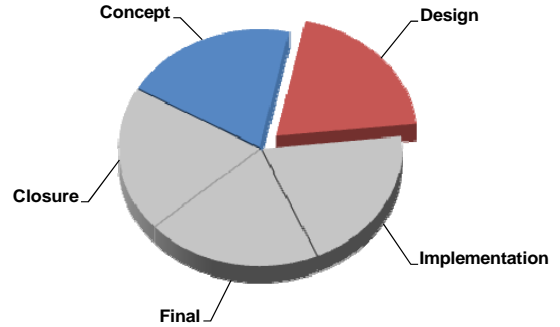
St. Herman Harbor Replacement

Project Number 8530

Total Project: \$28,250,000

Funding Source: General fund, Appropriations

Priority Level: 1
 Classification: Other City Infrastructure
 Frequency: Nonrecurring
 Status Phase: Design
 Start Date: FY 2017
 Funding Needs: \$28,000,000



Project Description

This project was created to perform evaluation, design, and replacement of St. Herman Harbor.

Project Purpose and Need

St. Herman Harbor is approximately 35 years old and well beyond the design of its useful life. This facility is critical to the Kodiak economy and Alaska’s commercial fishing industry.

Development Plan and Status

In fiscal year 2017, \$250,000 was appropriated from the Harbor Improvement fund balance to begin design and research funding availability. City staff is currently researching state and federal grant opportunities.

Financial Implications

The project has a life-to-date budget of \$28,250,000. Currently, there is \$250,000 available in the project. As state and federal grant funding is currently unknown, and Harbor funds would be insufficient, general fund sources would be needed to complete the project.

Five Year Budget

Funding Source	Life to Date Budget	Current Funds Available	Funding Needs	FY 2019	FY 2020	FY 2021	FY 2022	FY 2023
General fund	\$ -	\$ -	\$ 28,000,000	\$ -	\$ 5,000,000	\$ 20,000,000	\$ 2,000,000	\$ 1,000,000
Appropriations	250,000	250,000	-	-	-	-	-	-
Totals	\$ 250,000	\$ 250,000	\$ 28,000,000	\$ -	\$ 5,000,000	\$ 20,000,000	\$ 2,000,000	\$ 1,000,000
Expenditures	Life to Date Budget	Life to Date Expenditures	Project Balance	FY 2019	FY 2020	FY 2021	FY 2022	FY 2023
Professional Services	\$ 250,000	\$ -	\$ 250,000	\$ -	\$ -	\$ -	\$ -	\$ -
Totals	\$ 250,000	\$ -	\$ 250,000	\$ -	\$ -	\$ -	\$ -	\$ -



Long-Term Capital Improvement Plan Fiscal Years 2019 – 2023

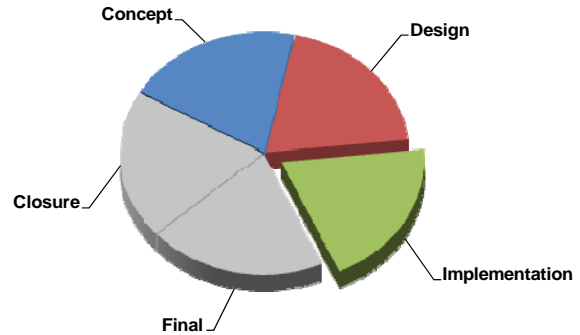
Oscar’s Dock Crane

Project Number 8531

Total Project: \$243,000

Funding Source: Appropriations

Priority Level: 1
 Classification: Other City Infrastructure
 Frequency: Recurring
 Status Phase: Implementation
 Start Date: FY 2018
 Funding Needs: \$-0-



Project Description

This project would evaluate, design, and construct a crane for the Kodiak fishing community on Oscar’s Dock.

Project Purpose and Need

Harbor users and the Port and Harbor Advisory Board expressed the desire and need to have a crane accessible to the fishing community. Due to extensive research, it was determined that Oscar’s Dock would be the most feasible location for this crane. City Council reviewed the request from the Harbormaster and agreed that the need would be met.

Development Plan and Status

The City has currently evaluated the location and design of the crane on Oscar’s Dock. City staff is currently working with the contractors to purchase and install the crane. It is expected to be completed within fiscal year 2018.

Financial Implications

The project has a life-to-date budget of \$243,000. Currently, there is \$238,842 available in the project. City staff does not anticipate the need for additional funding in order to complete this project.

Five Year Budget

Funding Source	Life to Date Budget	Current Funds Available	Funding Needs	FY 2019	FY 2020	FY 2021	FY 2022	FY 2023
Appropriations	\$ 243,000	\$ 238,842	\$ -	\$ -	\$ -	\$ -	\$ -	\$ -
Totals	\$ 243,000	\$ 238,842	\$ -	\$ -	\$ -	\$ -	\$ -	\$ -
Expenditures	Life to Date Budget	Life to Date Expenditures	Project Balance	FY 2019	FY 2020	FY 2021	FY 2022	FY 2023
Salaries & Benefits	\$ 2,000	\$ 2,427	\$ (427)	\$ -	\$ -	\$ -	\$ -	\$ -
Professional Services	15,000	-	15,000	-	-	-	-	-
Engineering & Design	23,000	-	23,000	-	-	-	-	-
Machinery & Equipment	75,000	-	75,000	-	-	-	-	-
Construction	128,000	1,731	126,269	-	-	-	-	-
Totals	\$ 243,000	\$ 4,158	\$ 238,842	\$ -	\$ -	\$ -	\$ -	\$ -



This page intentionally left blank.



Long-Term Capital Improvement Plan Fiscal Years 2019 – 2023

H. Shipyard Development Fund

The Shipyard Development Fund is comprised of projects that must meet one the following criteria:

- Shipyard Enterprise Fund projects for construction and repairs and maintenance of existing city-owned shipyard infrastructure. Shipyard infrastructure currently includes the Marine Travel Lift in St. Herman Harbor, the shipyard maintenance building, and shipyard dry-storage pads.

The table below summarizes projects that fall within the scope of the Shipyard Development Fund capital projects. These projects are shown as New Concept projects per the Plan and Current Projects in Progress.

Funding Source	Life to Date Budget	Current Funds Available	Funding Needs	FY 2019	FY 2020	FY 2021	FY 2022	FY 2023
New Concept Projects								
General fund	\$ 16,100,000	\$ -	\$ 16,100,000	\$ -	\$ -	\$ 8,000,000	\$ -	\$ 8,100,000
Total New Concept Projects	16,100,000	-	16,100,000	-	-	8,000,000	-	8,100,000
Current Projects in Progress								
General fund	-	-	-	-	-	-	-	-
Shipyard fund	-	-	-	-	-	-	-	-
Appropriations	-	-	-	-	-	-	-	-
Total Current Projects in Progress	-	-	-	-	-	-	-	-
Total New Concept & Current Projects in Progress	<u>\$ 16,100,000</u>	<u>\$ -</u>	<u>\$ 16,100,000</u>	<u>\$ -</u>	<u>\$ -</u>	<u>\$ 8,000,000</u>	<u>\$ -</u>	<u>\$ 8,100,000</u>

Expenditures	Life to Date Budget	Life to Date Expenditures	Project Balance	FY 2019	FY 2020	FY 2021	FY 2022	FY 2023
Current Projects in Progress								
Salaries & Benefits	\$ -	\$ -	\$ -	\$ -	\$ -	\$ -	\$ -	\$ -
Professional Services	-	-	-	-	-	-	-	-
Engineering & Design	-	-	-	-	-	-	-	-
Construction	-	-	-	-	-	-	-	-
Total Current Projects in Progress	<u>\$ -</u>	<u>\$ -</u>	<u>\$ -</u>	<u>\$ -</u>	<u>\$ -</u>	<u>\$ -</u>	<u>\$ -</u>	<u>\$ -</u>



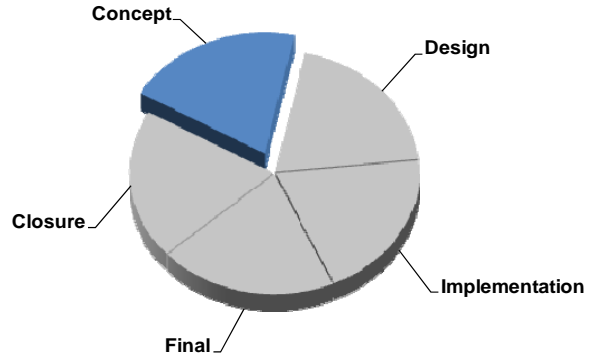
Long-Term Capital Improvement Plan Fiscal Years 2019 – 2023

Boat Repair Building

Total Project: \$8,000,000

Funding Source: General fund

Priority Level: 1
 Classification: Other City Infrastructure
 Frequency: Nonrecurring
 Status Phase: Concept
 Start Date: FY 2021
 Funding Needs: \$8,000,000



Project Description

This project will evaluate, design, and construct a boat repair building in the shipyard.

Project Purpose and Need

The Kodiak Shipyard needs a building where large vessels can be serviced in a controlled environment. Kodiak weather precludes painting and other critical hull maintenance during inclement weather, especially during the winter months. A boat repair building would make the shipyard useable throughout the year and increase the viability of the area.

Development Plan and Status

This project is in the concept phase. Once the project has been designed and the first phase completed, additional work would be required to develop the plan and complete construction.

Financial Implications

The project has a life-to-date budget of \$8,000,000. State and federal grant and loan sources are unknown at this time and Shipyard funds would be insufficient to fund this project. Therefore, general fund sources would be needed to construct the boat repair building.

Five Year Budget

Funding Source	Life to Date Budget	Current Funds Available	Funding Needs	FY 2019	FY 2020	FY 2021	FY 2022	FY 2023
General Fund	\$ 8,000,000	\$ -	\$ 8,000,000	\$ -	\$ -	\$ 8,000,000	\$ -	\$ -
Totals	\$ 8,000,000	\$ -	\$ 8,000,000	\$ -	\$ -	\$ 8,000,000	\$ -	\$ -

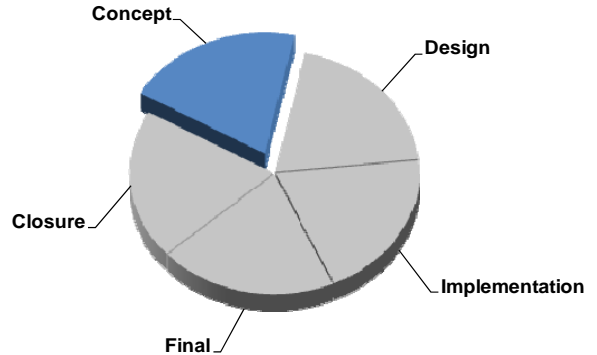


Heavy Lift Dock

Total Project: \$4,000,000

Funding Source: General fund

Priority Level: 2
 Classification: Other City Infrastructure
 Frequency: Nonrecurring
 Status Phase: Concept
 Start Date: FY 2023
 Funding Needs: \$4,000,000



Project Description

This project will evaluate, design, and construct a heavy lift dock in the shipyard.

Project Purpose and Need

A heavy lift dock would support the shipyard operations and provide an in-water repair site for vessels adjacent to available yard services. Heavy equipment can be lifted off vessels prior to haul-out with the Marine Travel lift. This dock would also serve the commercial fishing fleet for loading / unloading operations.

Development Plan and Status

This project is in the concept phase. As part of the initial shipyard project, a heavy lift dock was planned and designed at that time however, funding was not available. Additional work would be required to update the plan and complete construction.

Financial Implications

The project has a life-to-date budget of \$4,000,000. State and federal grant and loan sources are unknown at this time and Shipyard funds would be insufficient to fund this project. Therefore, general fund sources would be needed to construct the boat repair building.

Five Year Budget

<u>Funding Source</u>	<u>Life to Date Budget</u>	<u>Current Funds Available</u>	<u>Funding Needs</u>	<u>FY 2019</u>	<u>FY 2020</u>	<u>FY 2021</u>	<u>FY 2022</u>	<u>FY 2023</u>
General Fund	\$ 4,000,000	\$ -	\$ 4,000,000	\$ -	\$ -	\$ -	\$ -	\$ 4,000,000
Totals	\$ 4,000,000	\$ -	\$ 4,000,000	\$ -	\$ -	\$ -	\$ -	\$ 4,000,000

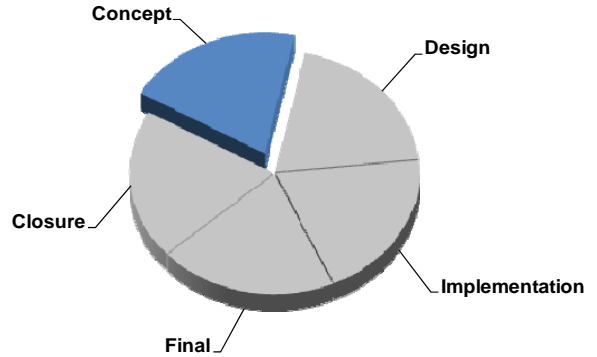


Paving of Dry Moorage Slips

Total Project: \$2,100,000

Funding Source: General fund

Priority Level: 3
 Classification: Other City Infrastructure
 Frequency: Nonrecurring
 Status Phase: Concept
 Start Date: FY 2023
 Funding Needs: \$2,100,000



Project Description

This project will evaluate, design, and asphalt the dry moorage slips.

Project Purpose and Need

The shipyard currently has six upland spaces for vessels with a maximum length of 180 feet. Disposable environmental tarps are placed under each vessel at a cost of \$1,500 per vessel. This creates additional waste to dispose of the tarps. The tarps also cause trip hazards for workers. By paving the upland slips, the City would save \$50,000 annually, enhance safety, and improve efficiencies within the shipyard. The cost to pave per slip would be approximately \$350,000.

Development Plan and Status

This project is in the concept phase. Once the project advanced to the design phase, additional work would be required to evaluate, plan and complete construction.

Financial Implications

The project has a life-to-date budget of \$2,100,000. State and federal grant and loan sources are unknown at this time and Shipyard funds would be insufficient to fund this project. Therefore, general fund sources would be needed to complete the project.

Five Year Budget

Funding Source	Life to Date Budget	Current Funds Available	Funding Needs	FY 2019	FY 2020	FY 2021	FY 2022	FY 2023
General Fund	\$ 2,100,000	\$ -	\$ 2,100,000	\$ -	\$ -	\$ -	\$ -	\$ 2,100,000
Totals	\$ 2,100,000	\$ -	\$ 2,100,000	\$ -	\$ -	\$ -	\$ -	\$ 2,100,000

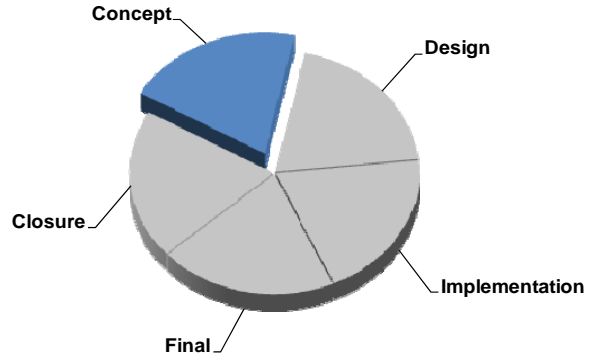


Marine Trade Building

Total Project: \$2,000,000

Funding Source: General fund

Priority Level: 4
 Classification: Other City Infrastructure
 Frequency: Nonrecurring
 Status Phase: Concept
 Start Date: FY 2023
 Funding Needs: \$2,000,000



Project Description

This project will evaluate, design, and construct a marine trade building within the shipyard.

Project Purpose and Need

A large building for shipyard related trades to operate out of would enhance the capability of the shipyard and attract qualified vendors to the shipyard. As the shipyard is currently adjacent to the City’s quarry operations, construction could not be completed until the quarry operations create sufficient flat land in the shipyard.

Development Plan and Status

This project is in the concept phase. Once the project advanced to the design phase, additional work would be required to evaluate, plan and complete construction.

Financial Implications

The project has a life-to-date budget of \$2,000,000. State and federal grant and loan sources are unknown at this time and Shipyard funds would be insufficient to fund this project. Therefore, general fund sources would be needed to complete the project.

Five Year Budget

<u>Funding Source</u>	<u>Life to Date Budget</u>	<u>Current Funds Available</u>	<u>Funding Needs</u>	<u>FY 2019</u>	<u>FY 2020</u>	<u>FY 2021</u>	<u>FY 2022</u>	<u>FY 2023</u>
General Fund	\$ 2,000,000	\$ -	\$ 2,000,000	\$ -	\$ -	\$ -	\$ -	\$ 2,000,000
Totals	\$ 2,000,000	\$ -	\$ 2,000,000	\$ -	\$ -	\$ -	\$ -	\$ 2,000,000



This page intentionally left blank.



Long-Term Capital Improvement Plan Fiscal Years 2019 – 2023

I. Parks & Recreation Improvement Fund

The Parks & Recreation Improvement Fund is comprised of projects that must meet one the following criteria:

- Parks & Recreation projects for construction and repairs and maintenance of existing city-owned parks and recreation facilities. Parks and recreation facilities includes the following:
 - Four City-owned cemeteries
 - Six playgrounds (Baranof Park, East Addition Park, Hillside Park, Spruce Tree Park, Larch Street Park, and Selief Lane Park),
 - Four primary facilities (ice rink, administration building, teen center, and Baranof Museum),
 - Fourteen City-owned and maintained parks (Baranof, East Addition Park, East Addition Dog Park, Hillside Park, Larch Street Park, Spruce Tree Park, Selief lane Park, Sargent Park, Pearson Cove, Rotary Park, North End Park, South End Park, and the Skate Park)
 - Maintenance for Kodiak Island Borough owned Coon field, Woody Way field, and Dark Lake
 - Maintenance of downtown, St. Paul Plaza, and city-owned Historic City landmarks
 - Trail maintenance for five miles of city-owned trails

The table below summarizes projects that fall within the scope of the Parks & Recreation Improvement Fund capital projects. These projects are shown as New Concept projects per the Plan and Current Projects in Progress.

Funding Source	Life to Date Budget	Current Funds Available	Funding Needs	FY 2019	FY 2020	FY 2021	FY 2022	FY 2023
New Concept Projects								
General fund	\$ 4,897,000	\$ -	\$ 4,897,000	\$ 827,000	\$ 25,000	\$ 25,000	\$ 2,020,000	\$ 2,000,000
Total New Concept Projects	4,897,000	-	4,897,000	827,000	25,000	25,000	2,020,000	2,000,000
Current Projects in Progress								
General fund	-	-	250,000	50,000	50,000	50,000	50,000	50,000
Appropriations	206,000	54,906	-	-	-	-	-	-
Total Current Projects in Progress	206,000	54,906	250,000	50,000	50,000	50,000	50,000	50,000
Total New Concept & Current Projects in Progress	\$ 5,103,000	\$ 54,906	\$ 5,147,000	\$ 877,000	\$ 75,000	\$ 75,000	\$ 2,070,000	\$ 2,050,000
Expenditures	Life to Date Budget	Life to Date Expenditures	Project Balance	FY 2019	FY 2020	FY 2021	FY 2022	FY 2023
Current Projects in Progress								
Machinery & Equipment	\$ 5,000	\$ 3,400	\$ 1,600	\$ -	\$ -	\$ -	\$ -	\$ -
Construction	201,000	147,694	53,306	-	-	-	-	-
Total Current Projects in Progress	\$ 206,000	\$ 151,094	\$ 54,906	\$ -	\$ -	\$ -	\$ -	\$ -



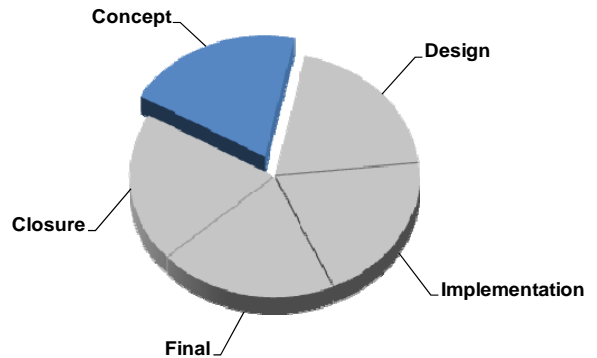
Long-Term Capital Improvement Plan Fiscal Years 2019 – 2023

Parking at Baranof Park

Total Project: \$300,000

Priority Level: 1
 Classification: Life Safety
 Frequency: Nonrecurring
 Status Phase: Concept
 Start Date: FY 2019
 Funding Needs: \$300,000

Funding Source: General fund



Project Description

This project will evaluate, design, and construct additional parking at Baranof Park.

Project Purpose and Need

As the size and complexity of Baranof Park has grown so has the additional need for safe parking. Due to the number of users, users have been parking in right-of-ways along the entrance/exit of the ice rink and administration buildings. This causes multiple traffic issues and safety issues for pedestrians.

Development Plan and Status

This project is in the concept phase. Once the project advanced to the design phase, additional work would be required to evaluate, plan and complete construction.

Financial Implications

The project has a life-to-date budget of \$300,000. State and federal grant and loan sources are unknown at this time and Parks & Recreation Improvement funds would be insufficient to fund this project. Therefore, general fund sources would be needed to construct the additional parking.

Five Year Budget

Funding Source	Life to Date Budget	Current Funds Available	Funding Needs	FY 2019	FY 2020	FY 2021	FY 2022	FY 2023
General fund	\$ 300,000	\$ -	\$ 300,000	\$ 300,000	\$ -	\$ -	\$ -	\$ -
Totals	\$ 300,000	\$ -	\$ 300,000	\$ 300,000	\$ -	\$ -	\$ -	\$ -

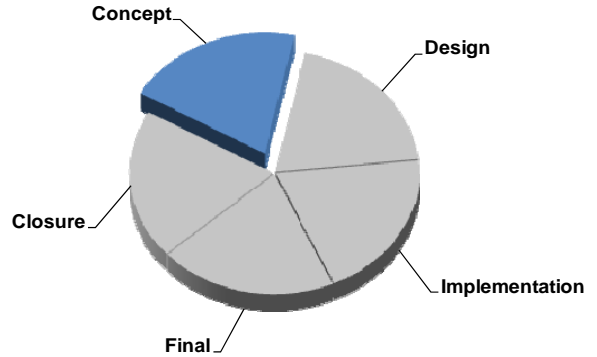


Community Gym

Total Project: \$500,000

Funding Source: General fund

Priority Level: 3
 Classification: Quality of Life
 Frequency: Nonrecurring
 Status Phase: Concept
 Start Date: FY 2019
 Funding Needs: \$500,000



Project Description

This project will evaluate, design, and construct a community gym.

Project Purpose and Need

Gym space within the community can be a challenge for parks and recreation activities. The current gyms are full from 5a until 10p and oftentimes many users cannot get into the gym at peak times in order to participate. During the winter months, the City offers adult and youth programs that account for nearly 1,000 residents. Completion of a community gym will benefit the City’s quality of life, allow for more open gym times, potential new activities, and more space for athletic teams.

Development Plan and Status

This project is in the concept phase. The previous swimming pool has been filled in with concrete and would provide adequate space to be converted into a community gym. Once the project advanced to the design phase, additional work would be required to evaluate, plan and complete construction.

Financial Implications

The project has a life-to-date budget of \$500,000. State and federal grant and loan sources are unknown at this time and Parks & Recreation Improvement funds would be insufficient to fund this project. Therefore, general fund sources would be needed to complete this project.

Five Year Budget

<u>Funding Source</u>	<u>Life to Date Budget</u>	<u>Current Funds Available</u>	<u>Funding Needs</u>	<u>FY 2019</u>	<u>FY 2020</u>	<u>FY 2021</u>	<u>FY 2022</u>	<u>FY 2023</u>
General fund	\$ 500,000	\$ -	\$ 500,000	\$ 500,000	\$ -	\$ -	\$ -	\$ -
Totals	\$ 500,000	\$ -	\$ 500,000	\$ 500,000	\$ -	\$ -	\$ -	\$ -

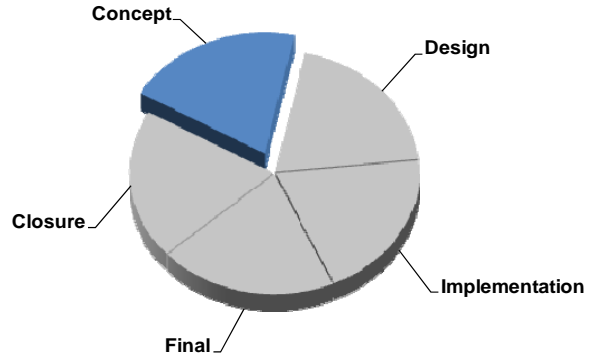


Ice Rink Improvements

Total Project: \$2,000,000

Funding Source: General fund

Priority Level: 2
 Classification: Other City Infrastructure
 Frequency: Nonrecurring
 Status Phase: Concept
 Start Date: FY 2022
 Funding Needs: \$2,000,000



Project Description

This project will evaluate, design, and construct an enclosure for the City Ice Rink.

Project Purpose and Need

The ice rink is in operation for approximately 21 weeks per year with a season from November 1 through March 20. The growth of hockey, especially the youth division, is requiring a longer season. This can be challenging given Kodiak's inclement weather. In addition, with an outdoor rink, condensation causes large ice mounds that create significant tripping hazards. Fully enclosing the ice rink and adding locker rooms would provide more comfortable space, predictable indoor climates, and will alleviate safety hazards that arise from condensation.

Development Plan and Status

This project is in the concept phase. Once the project advances to the design phase, additional work would be required to evaluate, plan and complete construction.

Financial Implications

The project has a life-to-date budget of \$2,000,000. State and federal grant and loan sources are unknown at this time and Parks & Recreation Improvement funds would be insufficient to fund this project. Therefore, general fund sources would be needed to enclose the ice rink.

Five Year Budget

<u>Funding Source</u>	<u>Life to Date Budget</u>	<u>Current Funds Available</u>	<u>Funding Needs</u>	<u>FY 2019</u>	<u>FY 2020</u>	<u>FY 2021</u>	<u>FY 2022</u>	<u>FY 2023</u>
General fund	\$ 2,000,000	\$ -	\$ 2,000,000	\$ -	\$ -	\$ -	\$ 2,000,000	\$ -
Totals	\$ 2,000,000	\$ -	\$ 2,000,000	\$ -	\$ -	\$ -	\$ 2,000,000	\$ -



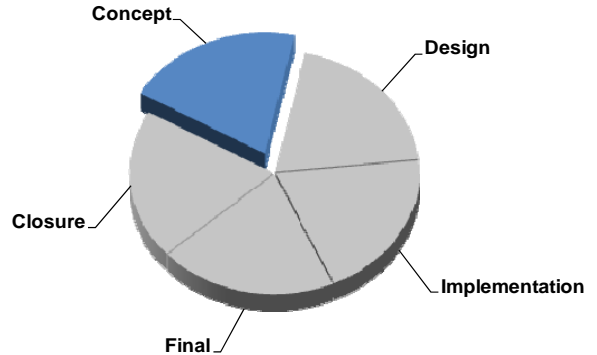
Long-Term Capital Improvement Plan Fiscal Years 2019 – 2023

Playground Surface Improvements

Total Project: \$95,000

Funding Source: General fund

Priority Level: 1
 Classification: Life Safety
 Frequency: Nonrecurring
 Status Phase: Concept
 Start Date: FY 2019
 Funding Needs: \$95,000



Project Description

This project will evaluate, design, and construct for all six of the city-owned playgrounds.

Project Purpose and Need

The city currently owns and maintains six playgrounds. These playgrounds use sawdust as the surface material. This material is not compliant and is ineffective due to weather conditions. Wind often blows the sawdust out of the playground. In addition, due to logging operations within Kodiak, the sawdust has become increasingly difficult to obtain. A compliant surface material that would be efficient in Kodiak weather could be a hard, rubber-matting style surface.

Development Plan and Status

This project is in the concept phase. Once the project advances to the design phase, additional work would be required to evaluate, plan and complete construction.

Financial Implications

The project has a life-to-date budget of \$95,000. State and federal grant and loan sources are unknown at this time and Parks & Recreation Improvement funds would be insufficient to fund this project. Therefore, general fund sources would be needed to improve the playground surfaces.

Five Year Budget

Funding Source	Life to Date Budget	Current Funds Available	Funding Needs	FY 2019	FY 2020	FY 2021	FY 2022	FY 2023
General fund	\$ 95,000	\$ -	\$ 95,000	\$ 25,000	\$ 25,000	\$ 25,000	\$ 20,000	\$ -
Totals	\$ 95,000	\$ -	\$ 95,000	\$ 25,000	\$ 25,000	\$ 25,000	\$ 20,000	\$ -



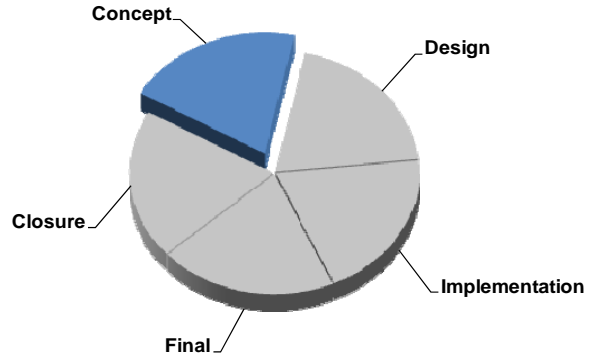
Long-Term Capital Improvement Plan Fiscal Years 2019 – 2023

Baranof Field Turf Replacement

Total Project: \$2,000,000

Funding Source: General fund

Priority Level: 1
 Classification: Regulatory
 Frequency: Nonrecurring
 Status Phase: Concept
 Start Date: FY 2023
 Funding Needs: \$2,000,000



Project Description

This project will replace the turf for the Baranof football field and Baranof baseball fields.

Project Purpose and Need

The City installed field turf at the Baranof football and baseball fields in fiscal year 2012. The turf has a lifespan of approximately 10 years. These fields are used by the community, sports teams, and the school district.

Development Plan and Status

This project is in the concept phase. Once the project advances to the design phase, additional work would be required to evaluate, plan and complete construction.

Financial Implications

The project has a life-to-date budget of \$2,000,000. State and federal grant and loan sources are unknown at this time and Parks & Recreation Improvement funds would be insufficient to fund this project. Therefore, general fund sources would be needed to complete this project.

Five Year Budget

Funding Source	Life to Date Budget	Current Funds Available	Funding Needs	FY 2019	FY 2020	FY 2021	FY 2022	FY 2023
General fund	\$ 2,000,000	\$ -	\$ 2,000,000	\$ -	\$ -	\$ -	\$ -	\$ 2,000,000
Totals	\$ 2,000,000	\$ -	\$ 2,000,000	\$ -	\$ -	\$ -	\$ -	\$ 2,000,000



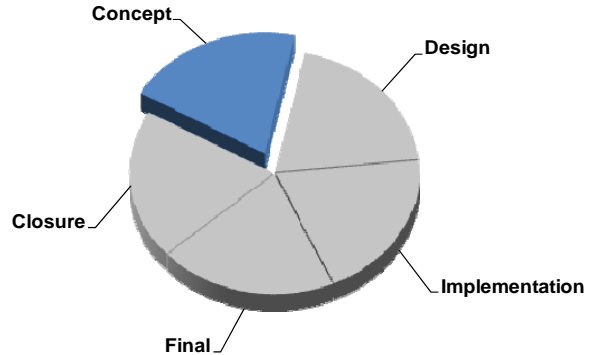
Long-Term Capital Improvement Plan Fiscal Years 2019 – 2023

Land – Woody Way Field

Total Project: \$2,000

Funding Source: General fund

Priority Level: 5
 Classification: Quality of Life
 Frequency: Nonrecurring
 Status Phase: Concept
 Start Date: FY 2019
 Funding Needs: \$2,000



Project Description

This project will determine City activities on Woody Way field.

Project Purpose and Need

Woody Way field is owned by the Kodiak Island Borough. The Kodiak Island Borough Planning and Zoning Commission have been discussing possible future options for this field. The City maintains this field and operates many City recreational activities on Wood Way Field. This project would progress if the Kodiak Island Borough designates this property for other uses and thus the City would be required to relocate activities that currently operate in this space.

Development Plan and Status

This project is in the concept phase. Once the project advances to the design phase, additional work would be required to evaluate, plan and complete construction.

Financial Implications

The project has a life-to-date budget of \$2,000. State and federal grant and loan sources are unknown at this time and Parks & Recreation Improvement funds would be insufficient to fund this project. Therefore, general fund sources would be needed to research options related to Woody Way Field.

Five Year Budget

Funding Source	Life to Date Budget	Current Funds Available	Funding Needs	FY 2019	FY 2020	FY 2021	FY 2022	FY 2023
General fund	\$ 2,000	\$ -	\$ 2,000	\$ 2,000	\$ -	\$ -	\$ -	\$ -
Totals	\$ 2,000	\$ -	\$ 2,000	\$ 2,000	\$ -	\$ -	\$ -	\$ -



Long-Term Capital Improvement Plan Fiscal Years 2019 – 2023

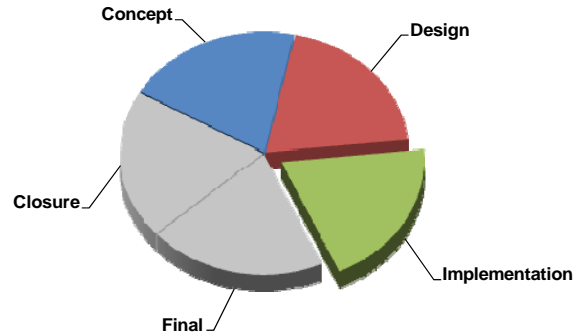
Major Park Maintenance

Project Number 9013

Total Project: \$306,000

Funding Source: General fund, Appropriations

Priority Level: 1
 Classification: Other City Infrastructure
 Frequency: Recurring
 Status Phase: Implementation
 Start Date: FY 2009
 Funding Needs: \$125,000



Project Description

This project consists of moderate repairs and maintenance projects that are not significant enough to segregate into separate capital projects.

Project Purpose and Need

The City owns and maintains fourteen parks, six playgrounds, four cemeteries, five miles of trails, and maintains many other recreation areas. Major repairs and maintenance in these areas can take significant time and resources.

Development Plan and Status

Each year, the City Parks & Recreation director will assess all City owned and maintained parks and recreation areas to determine the scope of major repairs and maintenance to be performed in the upcoming fiscal year.

Financial Implications

The project has a life-to-date budget of \$181,000. Currently, there is \$35,812 available in the project and five year funding needs of \$125,000. City staff anticipates additional funding of \$25,000 each year will be needed in the future to maintain parks and recreation areas.

Five Year Budget

Funding Source	Life to Date Budget	Current Funds Available	Funding Needs	FY 2019	FY 2020	FY 2021	FY 2022	FY 2023
General fund	\$ -	\$ -	\$ 125,000	\$ 25,000	\$ 25,000	\$ 25,000	\$ 25,000	\$ 25,000
Appropriations	181,000	35,812	-	-	-	-	-	-
Totals	\$ 181,000	\$ 35,812	\$ 125,000	\$ 25,000	\$ 25,000	\$ 25,000	\$ 25,000	\$ 25,000
Expenditures	Life to Date Budget	Life to Date Expenditures	Project Balance	FY 2019	FY 2020	FY 2021	FY 2022	FY 2023
Machinery & Equipment	\$ 5,000	\$ 3,400	\$ 1,600	\$ -	\$ -	\$ -	\$ -	\$ -
Construction	176,000	141,788	34,212	-	-	-	-	-
Totals	\$ 181,000	\$ 145,188	\$ 35,812	\$ -	\$ -	\$ -	\$ -	\$ -



Long-Term Capital Improvement Plan Fiscal Years 2019 – 2023

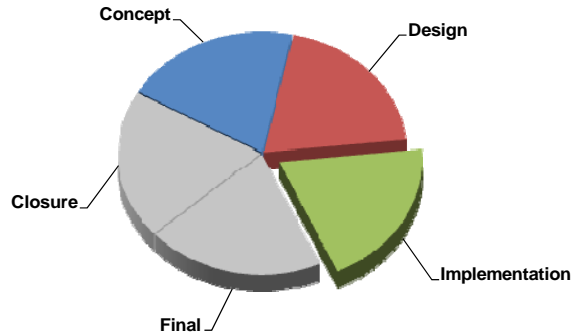
Major Building Maintenance

Project Number 9017

Total Project: \$150,000

Funding Source: General fund, Appropriations

Priority Level: 1
 Classification: Other City Infrastructure
 Frequency: Recurring
 Status Phase: Implementation
 Start Date: FY 2018
 Funding Needs: \$125,000



Project Description

This project consists of moderate repairs and maintenance projects that are not significant enough to segregate into separate capital projects.

Project Purpose and Need

The City owns and maintains the City ice rink, administration building, City Teen Center, Baranof Museum, and several storage and maintenance buildings at multiple locations. Major repairs and maintenance to these facilities can take significant time and resources.

Development Plan and Status

Each year, the City Parks & Recreation director will assess all City owned and maintained facilities to determine the scope of major repairs and maintenance to be performed in the upcoming fiscal year.

Financial Implications

The project has a life-to-date budget of \$25,000. Currently, there is \$19,094 available in the project and five year funding needs of \$125,000. City staff anticipates additional funding of \$25,000 each year will be needed in the future to maintain parks and recreation buildings.

Five Year Budget

Funding Source	Life to Date Budget	Current Funds Available	Funding Needs	FY 2019	FY 2020	FY 2021	FY 2022	FY 2023
General fund	\$ -	\$ -	\$ 125,000	\$ 25,000	\$ 25,000	\$ 25,000	\$ 25,000	\$ 25,000
Appropriations	25,000	19,094	-	-	-	-	-	-
Totals	\$ 25,000	\$ 19,094	\$ 125,000	\$ 25,000	\$ 25,000	\$ 25,000	\$ 25,000	\$ 25,000
Expenditures	Life to Date Budget	Life to Date Expenditures	Project Balance	FY 2019	FY 2020	FY 2021	FY 2022	FY 2023
Construction	\$ 25,000	\$ 5,906	\$ 19,094	\$ -	\$ -	\$ -	\$ -	\$ -
Totals	\$ 25,000	\$ 5,906	\$ 19,094	\$ -	\$ -	\$ -	\$ -	\$ -



This page intentionally left blank.



Section III: Replacement Schedules



This page intentionally left blank.



Long-Term Capital Improvement Plan Fiscal Years 2019 – 2023

Section III – Replacement Schedules

The Replacement Schedules include vehicle replacements, heavy equipment replacements, IT equipment replacements, and miscellaneous equipment and other capital outlays. This section is further detailed by each department for these four categories.

Each replacement schedule will be based upon the following criteria:

- Vehicle Replacement Schedule – Vehicle replacement schedule will only include city-owned vehicles. Any other city-owned motor vehicle equipment will be included in the Heavy-Equipment schedule.
- Heavy Equipment Replacement Schedule – Heavy equipment includes fire trucks, fire engines, utility trailers, forklifts, salters, graders, or any other equipment that is not included in the vehicle replacement schedule.
- IT Equipment Replacement Schedule – all IT-related equipment. This will include computers, printers, shredders, fax / copy machines, and citywide servers, software, and phone systems.
- Miscellaneous Equipment and Other Capital Outlays Replacement Schedule – Items in this category will either be health and safety equipment, office equipment, or any other equipment that is not included in the vehicle, heavy equipment, or IT replacement schedules.

The following summarizes each replacement schedule by funding source and provides a five-year financial outlook for fiscal years 2019-2023:

Funding Source	5-Year Budget	Current Funds Available	Funding Needs	FY 2019	FY 2020	FY 2021	FY 2022	FY 2023	Future Replacements
General fund	\$ 11,951,658	\$ -	\$ 11,951,658	\$ 3,042,550	\$ 1,408,926	\$ 2,351,050	\$ 955,050	\$ 1,720,925	\$ 2,473,157
Cargo fund	-	-	50,000	-	-	-	-	-	50,000
Harbor fund	831,370	-	831,370	293,850	169,840	29,840	30,640	28,340	278,860
Shipyards fund	-	-	208,000	-	-	-	-	-	208,000
Water fund	697,263	-	697,263	258,531	93,031	246,531	12,281	11,531	75,358
Sewer fund	1,418,974	-	1,418,974	704,541	29,541	230,291	65,041	143,541	246,019
General Vehicle Replacement	3,934,996	664,531	-	-	-	-	-	-	-
Harbor Vehicle Replacement	200,000	62,940	-	-	-	-	-	-	-
Water Vehicle Replacement	165,000	31,987	-	-	-	-	-	-	-
Sewer Vehicle Replacement	390,000	26,276	-	-	-	-	-	-	-
Totals	<u>\$ 19,589,261</u>	<u>\$ 785,734</u>	<u>\$ 15,157,265</u>	<u>\$ 4,299,472</u>	<u>\$ 1,701,338</u>	<u>\$ 2,857,712</u>	<u>\$ 1,063,012</u>	<u>\$ 1,904,337</u>	<u>\$ 3,331,394</u>

The following pages will provide a replacement schedule by department for each of the categories noted above. Each department will also provide a financial outlook summary for the upcoming five years and future replacements beyond five years for vehicles and heavy equipment. The purpose of the future replacements is to provide information related to the vehicle replacement schedules, the current funding available within the vehicle replacement funds, and the upcoming vehicle replacement requirements provided by the general fund or the respective operating enterprise fund.



This page intentionally left blank.



**Long-Term Capital Improvement Plan
Fiscal Years 2019 – 2023**

City Manager / City Administration Five-Year Funding Needs: \$24,343

Vehicles: \$14,093
 Heavy Equipment: \$-0-
 IT Equipment: \$7,250
 Miscellaneous Equipment: \$3,000

Five-Year Financial Outlook:

<u>Funding Source</u>	<u>5-Year Budget</u>	<u>Current Funds Available</u>	<u>Funding Needs</u>	<u>FY 2019</u>	<u>FY 2020</u>	<u>FY 2021</u>	<u>FY 2022</u>	<u>FY 2023</u>	<u>Future Replacements</u>
General	\$ 24,343	\$ -	\$ 24,343	\$ 4,027	\$ 4,777	\$ 8,027	\$ 4,512	\$ 3,000	\$ -
Vehicle Replacement	28,186	14,093	-	-	-	-	-	-	-
Totals	\$ 52,529	\$ 14,093	\$ 24,343	\$ 4,027	\$ 4,777	\$ 8,027	\$ 4,512	\$ 3,000	\$ -

Vehicles (Estimated Useful Life: 7 – 10 Years):

The City Manager’s department has one vehicle. This vehicle was added to the vehicle replacement fund when it was originally purchased. The annual general fund vehicle replacement costs are approximately \$4,027 per year which is provided by the general fund.

<u>Year</u>	<u>Make</u>	<u>Model</u>	<u>Cost</u>	<u>Replacement Year</u>	<u>Replacement Funding Source</u>
2014	Ford	Escape	\$28,186	2023	Vehicle Replacement

Heavy Equipment (Estimated Useful Life: Varies on Equipment Type): N/A

IT Equipment (Estimated Useful Life: 5 Years):

The City Manager’s department includes citywide human resources and citywide administration. The following schedule details the replacement costs for IT equipment over the upcoming five years:

<u>Type</u>	<u>Purchased Year</u>	<u>Cost</u>	<u>Replacement Year</u>	<u>Replacement Funding Source</u>
HP Printer	2015	\$ 750	2020	General
Dell Laptop	2016	\$ 2,500	2021	General
HP Printer	2016	\$ 750	2021	General
HP Printer	2016	\$ 750	2021	General
Dell Laptop	2016	\$ 2,500	2022	General

Miscellaneous Equipment (Estimated Useful Life: 7-10 Years):

The City Manager’s department replaces miscellaneous equipment on an as needed basis. In the upcoming five years, two desks will need to be replaced:

<u>Type</u>	<u>Cost</u>	<u>Replacement Year</u>	<u>Replacement Funding Source</u>
Office Desk	\$ 1,500	2023	General
Office Desk	\$ 1,500	2023	General



Long-Term Capital Improvement Plan Fiscal Years 2019 – 2023

Clerks Five-Year Funding Needs: \$30,650

Vehicles: \$-0-

Heavy Equipment: \$-0-

IT Equipment: \$17,800

Miscellaneous Equipment: \$12,850

Five-Year Financial Outlook:

Funding Source	5-Year Budget	Current Funds Available	Funding Needs	FY 2019	FY 2020	FY 2021	FY 2022	FY 2023	Future Replacements
General fund	\$ 30,650	\$ -	\$ 30,650	\$ 7,150	\$ 4,600	\$ 3,200	\$ 2,500	\$ 13,200	\$ -
Totals	\$ 30,650	\$ -	\$ 30,650	\$ 7,150	\$ 4,600	\$ 3,200	\$ 2,500	\$ 13,200	\$ -

Vehicles (Estimated Useful Life: 7 – 10 Years): N/A

Heavy Equipment (Estimated Useful Life: Varies on Equipment Type): N/A

IT Equipment (Estimated Useful Life: 5 Years):

The Clerks department includes the Clerks department and citywide records. The following schedule details the replacement costs for IT equipment over the upcoming five years:

Type	Purchased Year	Cost	Replacement Year	Replacement Funding Source
Label Printer - Records	2014	\$ 300	2019	General
Dell Laptop - Assistant	2014	\$ 2,500	2019	General
Shredder - Records	2015	\$ 3,000	2020	General
Dell Laptop - Clerk	2016	\$ 2,500	2021	General
Dell Laptop - Deputy	2017	\$ 2,500	2022	General
Printer - Records	2018	\$ 7,000	2023	General

Miscellaneous Equipment (Estimated Useful Life: 7-10 Years):

The Clerks department replaces miscellaneous equipment on an as needed basis. In the upcoming five years, the following items will need to be replaced:

Type	Cost	Replacement Year	Replacement Funding Source
Office Chair - Clerk	\$ 900	2019	General
Office Chair - Records	\$ 350	2019	General
Desk - Deputy Clerk	\$ 700	2019	General
Desk - Records	\$ 500	2019	General
Tables - Records	\$ 400	2019	General
Shelves - Records	\$ 1,500	2019	General
Office Chair - Assistant	\$ 900	2020	General
Desk - Assistant	\$ 700	2020	General
Desk - Clerk	\$ 700	2021	General
Filing Cabinets - Records	\$ 5,000	2023	General
Office Chair - Deputy Clerk	\$ 900	2023	General
Cart - Records	\$ 300	2023	General



**Long-Term Capital Improvement Plan
Fiscal Years 2019 – 2023**

Finance – Administration & Utilities Five-Year Funding Needs: \$24,800

Vehicles: \$-0-
 Heavy Equipment: \$-0-
 IT Equipment: \$23,300
 Miscellaneous Equipment: \$1,500

Five-Year Financial Outlook:

Funding Source	5-Year Budget	Current Funds Available	Funding Needs	FY 2019	FY 2020	FY 2021	FY 2022	FY 2023	Future Replacements
General fund	\$ 24,800	\$ -	\$ 24,800	\$ 5,500	\$ 7,300	\$ 1,500	\$ 1,500	\$ 9,000	\$ -
Totals	\$ 24,800	\$ -	\$ 24,800	\$ 5,500	\$ 7,300	\$ 1,500	\$ 1,500	\$ 9,000	\$ -

Vehicles (Estimated Useful Life: 7 – 10 Years): N/A

Heavy Equipment (Estimated Useful Life: Varies on Equipment Type): N/A

IT Equipment (Estimated Useful Life: 5 Years):

The Finance Administration and Finance Utilities departments have six computers and related equipment, six printers, and one large multi-function printer. The following schedule details the replacement costs for IT equipment over the upcoming five years:

Type	Purchased Year	Cost	Replacement Year	Replacement Funding Source
Dell Desktop - 3 @ \$1,500	2013	\$ 4,500	2019	General
HP Printer - Director	2013	\$ 500	2019	General
Dell Printer	2014	\$ 500	2019	General
HP Printer	2015	\$ 300	2020	General
HP Multi Function - Utilities	2015	\$ 7,000	2020	General
Dell Desktop	2016	\$ 1,500	2021	General
Dell Desktop	2017	\$ 1,500	2022	General
Dell Laptop	2018	\$ 2,500	2023	General
HP Multi Function - Payroll	2018	\$ 5,000	2023	General

Miscellaneous Equipment (Estimated Useful Life: 7-10 Years):

The Finance Administration and Finance Utilities departments have six desks and related office equipment, multiple filing cabinets, and small tables. Most miscellaneous equipment and office furniture has been replaced as needed. In the upcoming five years, one desk will need to be replaced:

Type	Cost	Replacement Year	Replacement Funding Source
Desk - Utilities Fiscal Specialist	\$ 1,500	2023	General



**Long-Term Capital Improvement Plan
Fiscal Years 2019 – 2023**

Finance – IT Five-Year Funding Needs: \$9,300

Vehicles: \$-0-

Heavy Equipment: \$-0-

IT Equipment: \$8,500

Miscellaneous Equipment: \$800

Five-Year Financial Outlook:

Funding Source	5-Year Budget	Current Funds Available	Funding Needs	FY 2019	FY 2020	FY 2021	FY 2022	FY 2023	Future Replacements
General fund	\$ 9,300	\$ -	\$ 9,300	\$ 3,000	\$ 1,500	\$ 2,500	\$ -	\$ 2,300	\$ -
Totals	\$ 9,300	\$ -	\$ 9,300	\$ 3,000	\$ 1,500	\$ 2,500	\$ -	\$ 2,300	\$ -

Vehicles (Estimated Useful Life: 7 – 10 Years): N/A

Heavy Equipment (Estimated Useful Life: Varies on Equipment Type): N/A

IT Equipment (Estimated Useful Life: 5 Years):

The Finance IT department has four computers and related equipment and one printer. Citywide IT needs are shown on the following page. The following schedule details the replacement costs for IT equipment over the upcoming five years:

Type	Purchased Year	Cost	Replacement Year	Replacement Funding Source
Dell Laptop	2013	\$ 2,500	2019	General
HP Printer	2013	\$ 500	2019	General
Dell Desktop	2015	\$ 1,500	2020	General
Dell Laptop	2015	\$ 2,500	2021	General
Dell Desktop	2018	\$ 1,500	2023	General

Miscellaneous Equipment (Estimated Useful Life: 7-10 Years):

The Finance IT department replaces miscellaneous equipment on an as needed basis. In the upcoming five years, the portable air conditioning unit for the server room will need to be replaced:

Type	Cost	Replacement Year	Replacement Funding Source
Portable AC for Server Room	\$ 800	2023	General



**Long-Term Capital Improvement Plan
Fiscal Years 2019 – 2023**

Finance – Citywide IT Five-Year Funding Needs: \$823,000

Vehicles: \$-0-

Heavy Equipment: \$-0-

IT Equipment: \$823,000

Miscellaneous Equipment: \$-0-

Five-Year Financial Outlook:

As the Finance-IT department administers all citywide IT needs, this division is part of the IT department.

<u>Funding Source</u>	<u>5-Year Budget</u>	<u>Current Funds Available</u>	<u>Funding Needs</u>	<u>FY 2019</u>	<u>FY 2020</u>	<u>FY 2021</u>	<u>FY 2022</u>	<u>FY 2023</u>	<u>Future Replacements</u>
General fund	\$ 823,000	\$ -	\$ 823,000	\$ 517,000	\$ 76,000	\$ 163,000	\$ 14,000	\$ 53,000	\$ -
Totals	\$ 823,000	\$ -	\$ 823,000	\$ 517,000	\$ 76,000	\$ 163,000	\$ 14,000	\$ 53,000	\$ -

Vehicles (Estimated Useful Life: 7 – 10 Years): N/A

Heavy Equipment (Estimated Useful Life: Varies on Equipment Type): N/A

IT Equipment (Estimated Useful Life: 5 Years):

The IT department administers all citywide IT needs. The following schedule details the replacement costs for citywide IT equipment over the upcoming five years:

<u>Type</u>	<u>Purchased Year</u>	<u>Cost</u>	<u>Replacement Year</u>	<u>Replacement Funding Source</u>
Xerox Admin Printer	2014	\$ 24,000	2019	General
Dell Server - DC0	2012	\$ 3,000	2019	General
Dell Server - DC1	2009	\$ 3,000	2019	General
Intel Server - STANCIL	2014	\$ 35,000	2019	General
Cisco Phone System	2006	\$110,000	2019	General
SQL Upgrades - 20 Cores	2008	\$ 86,000	2019	General
Microsoft Exchange Server	2011	\$ 22,000	2019	General
Server OS Upgrades	2011	\$ 81,000	2019	General
SAN Storage for Virtual Servers	2011	\$ 60,000	2019	General
Microsoft Office Suites - Upgrade # 1	2006	\$ 68,000	2019	General
Microsoft Enterprise Licenses	2010	\$ 20,000	2019	General
AS400 Server - City 400	2015	\$ 3,000	2020	General
Microsoft Office Suites - Upgrade # 2	2006	\$ 68,000	2020	General
IBM 400 City Server	2015	\$ 30,000	2021	General
Dell Server - EXC630VH1	2016	\$ 14,000	2021	General
Dell Server - ESX630VH2	2016	\$ 14,000	2021	General
Dell Server - ESX630VH3	2016	\$ 14,000	2021	General
SOPHOS Server - SG310-1	2015	\$ 18,000	2021	General
Microsoft Office Suites - Upgrade # 3	2006	\$ 68,000	2021	General
Dell Server - ISHVSrv	2017	\$ 9,000	2022	General
Dell Server - ENGPUBVMSRV	2018	\$ 9,000	2023	General
Dell Server - HBRVMSRV	2018	\$ 9,000	2023	General
Dell Server - KFDSRV2	2018	\$ 9,000	2023	General
Dell Server - LIBHVSrv	2018	\$ 9,000	2023	General
Dell Server - PAGERSRV	2018	\$ 3,000	2023	General
Dell Server - WWTPVSVR	2018	\$ 9,000	2023	General
Switches / Routers / Hubs - \$5k / Yr	Varies	\$ 25,000	2019-2023	General

Miscellaneous Equipment (Estimated Useful Life: 7-10 Years): N/A



Long-Term Capital Improvement Plan Fiscal Years 2019 – 2023

Police Department Five-Year Funding Needs: \$1,144,869

Vehicles: \$836,999

Heavy Equipment: \$16,000

IT Equipment: \$108,260

Miscellaneous Equipment: \$183,610

Five-Year Financial Outlook:

Funding Source	5-Year Budget	Current Funds Available	Funding Needs	FY 2019	FY 2020	FY 2021	FY 2022	FY 2023	Future Replacements
General	\$1,144,869	\$ -	\$1,144,869	\$ 406,721	\$ 316,537	\$ 133,451	\$ 83,201	\$ 75,451	\$ 129,508
Vehicle Replacement	578,685	162,172	-	-	-	-	-	-	-
Totals	\$1,723,554	\$ 162,172	\$1,144,869	\$ 406,721	\$ 316,537	\$ 133,451	\$ 83,201	\$ 75,451	\$ 129,508

Vehicles (Estimated Useful Life: 7 – 10 Years):

The Police department currently has ten vehicles included in the vehicle replacement fund with an annual funding requirement of \$57,401. The funding source for the vehicle replacement fund is the general fund.

ID#	Year	Make	Model	Cost	Replacement Year	Replacement Funding Source
CSO 18	2005	Chevrolet	Cargo Van	\$ 37,650	2019	General
Patrol 9	2006	Ford	Expedition	\$ 45,000	2019	General
Patrol 3	2009	Ford	Taurus	\$ 47,250	2019	General
Patrol 8	2008	Ford	Taurus	\$ 47,250	2019	General
DET 4	2008	Ford	Taurus	\$ 47,250	2019	General
Chief 12	2010	Dodge	Charger	\$ 49,612	2020	General
Patrol 1	2010	Dodge	Charger	\$ 49,612	2020	General
DET 7	2008	Ford	Taurus	\$ 49,612	2020	General
Patrol 2	2009	Ford	Taurus	\$ 47,250	2021	General
Patrol 22	2011	Ford	Expedition	\$ 52,092	2021	Vehicle Replacement
Patrol 20	2011	Ford	Escape	\$ 52,092	2021	Vehicle Replacement
CORR 16	2012	Chevrolet	Transport Van	\$ 54,696	2022	Vehicle Replacement
Patrol 17	2014	Ford	Explorer	\$ 54,696	2022	Vehicle Replacement
Patrol 10	2013	Ford	Interceptor	\$ 57,430	2023	Vehicle Replacement
Patrol 11	2013	Ford	Interceptor	\$ 57,430	2023	Vehicle Replacement
ANI 14	2015	Ford	Explorer	\$ 60,301	2025	Vehicle Replacement
Patrol 5	2017	Ford	Explorer	\$ 63,316	2027	Vehicle Replacement
Patrol 6	2017	Ford	Explorer	\$ 63,316	2027	Vehicle Replacement
Canine	2017	Ford	Explorer	\$ 63,316	2027	Vehicle Replacement

Heavy Equipment (Estimated Useful Life: Varies on Equipment Type):

The Police department currently has two trailers that will need to be replaced in the upcoming five years:

Type	Useful Life In Years	Purchased Year	Cost	Replacement Year	Replacement Funding Source
Alcan Trailer - Barricades	15	2007	\$ 8,000	2020	General
Alcan Trailer - Equipment	15	2009	\$ 8,000	2023	General



**Long-Term Capital Improvement Plan
Fiscal Years 2019 – 2023**

**Police Department Five-Year Funding Needs: \$1,144,869
Continued**

IT Equipment (Estimated Useful Life: 5 Years):

The Police department administers ten separate divisions. The following schedule details the replacement costs for IT equipment for each of these divisions over the upcoming five years:

<u>Type</u>	<u>Purchased Year</u>	<u>Cost</u>	<u>Replacement Year</u>	<u>Replacement Funding Source</u>
Jail CCTV software	Unknown	\$ 30,000	2019	General
Dell Desktops - 8 @ \$1,500 each	2013	\$ 12,000	2019	General
Dell Printer - Corrections	2012	\$ 500	2019	General
Dell Printer - Dispatch	2013	\$ 500	2019	General
Dell Printer - Patrol	2013	\$ 500	2019	General
Xerox Multifunction - KPD Admin	2014	\$ 3,920	2019	General
Xerox Multifunction - Corrections	2014	\$ 3,920	2019	General
Xerox Multifunction - Records	2014	\$ 3,920	2019	General
Crossmatch Live Scan for finger printing	Unknown	\$ 6,000	2020	General
Dell Desktops - 10 @ \$1,500 each	2014	\$ 15,000	2020	General
Dell Printer - Sergeants	2014	\$ 500	2020	General
Dell Printer - Detectives	2014	\$ 500	2020	General
Dell Desktops - 5 @ \$1,500 each	2015	\$ 7,500	2021	General
Voice Stress Analyzer	Unknown	\$ 12,000	2022	General
Dell Desktops - 7 @ \$1,500 each	2016	\$ 10,500	2022	General
HP Printer - Lieutenants	2016	\$ 1,000	2022	General

Miscellaneous Equipment (Estimated Useful Life: 7-10 Years):

The Police department replaces miscellaneous equipment on an as needed basis. In the upcoming five years, the following items will need to be replaced:

<u>Type</u>	<u>Cost</u>	<u>Replacement Year</u>	<u>Replacement Funding Source</u>
Animal Shelter Heaters & Light Fixture replacements	\$ 10,560	2019	General
Animal Shelter - Trench grates	\$ 3,000	2019	General
Ballistic Vest replacements (2 per year)	\$ 2,300	2019	General
Animal Shelter - Concrete for Outdoor Animal Runs	\$ 11,000	2019	General
Animal Shelter - fuel tank removal	\$ 700	2019	General
Corrections - stackable bunks	\$ 37,000	2019	General
Multi-Threat Body Armor	\$ 1,700	2019	General
Inmate Exercise Equipment	\$ 3,400	2019	General
Ballistic Vest replacements (2 per year)	\$ 2,300	2020	General
Animal Shelter - Interior / Exterior Upgrades	\$ 6,000	2020	General
VLRA Batteries	\$ 72,000	2020	General
Portable Radio Replacements	\$ 6,000	2021	General
Ballistic Vest replacements (2 per year)	\$ 2,300	2021	General
Cell Brite Replacement	\$ 13,000	2021	General
Ballistic Vest replacements (2 per year)	\$ 2,300	2022	General
Corrections - Inmate Mattresses	\$ 5,000	2023	General
Corrections Indoor deadlatch replacement	\$ 2,750	2023	General
Ballistic Vest replacements (2 per year)	\$ 2,300	2023	General



Long-Term Capital Improvement Plan Fiscal Years 2019 – 2023

Fire Department Five-Year Funding Needs: \$4,304,578

Vehicles: \$3,220,691
 Heavy Equipment: \$103,000
 IT Equipment: \$27,300
 Miscellaneous Equipment: \$953,587

Five-Year Financial Outlook:

Funding Source	5-Year Budget	Current Funds Available	Funding Needs	FY 2019	FY 2020	FY 2021	FY 2022	FY 2023	Future Replacements
General	\$ 4,304,578	\$ -	\$ 4,304,578	\$ 341,653	\$ 590,263	\$ 1,583,573	\$ 180,038	\$ 749,225	\$ 859,826
Vehicle Replacement	1,061,000	93,309	-	-	-	-	-	-	-
Totals	\$ 5,365,578	\$ 93,309	\$ 4,304,578	\$ 341,653	\$ 590,263	\$ 1,583,573	\$ 180,038	\$ 749,225	\$ 859,826

Vehicles (Estimated Useful Life: 7 – 10 Years):

The Fire department currently has five vehicles included in the vehicle replacement fund with an annual funding requirement of \$70,973. The funding source for the vehicle replacement fund is the general fund.

ID#	Year	Make	Model	Cost	Replacement Year	Replacement Funding Source
Rescue1	1992	Pierce Dash	Lance Hvy Rescue	\$ 300,000	2020	General
Truck1	2000	Pierce Dash	105ft HD Quaint	\$1,300,000	2021	General
Engine1	2002	Pierce Dash	1500 GPM 430HP	\$ 500,000	2023	General
Medic3	2014	Ford	Braun NW F450	\$ 153,000	2025	Vehicle Replacement
Medic1	2018	Ford	Medtec F450	\$ 153,000	2028	Vehicle Replacement
Medic2	2019	Ford	Medtec F550	\$ 153,000	2029	General
Comm1	2016	Ford	F250	\$ 51,000	2030	Vehicle Replacement
Comm2	2016	Ford	F250	\$ 51,000	2031	Vehicle Replacement
Engine2	2014	Pierce Dash	Saber 1500	\$ 500,000	2035	Vehicle Replacement

Heavy Equipment (Estimated Useful Life: Varies on Equipment Type):

The Fire department currently has the following heavy equipment items that will need to be replaced in the upcoming five years:

Type	Useful Life In Years	Purchased Year	Cost	Replacement Year	Replacement Funding Source
Fire Panels	10	2009	\$ 3,000	2019	General
Fire Panels	10	2011	\$ 3,000	2021	General
Fire Panels	10	2013	\$ 3,000	2023	General
2003 Cargo 30ft Box Trailer	20	2003	\$ 23,000	2024	General
2008 Cargo 30ft Box Trailer	20	2008	\$ 21,000	2026	General
Burn Trailer	20	2005	\$ 50,000	2026	General



**Long-Term Capital Improvement Plan
Fiscal Years 2019 – 2023**

**Fire Department Five-Year Funding Needs: \$4,304,578
Continued**

IT Equipment (Estimated Useful Life: 5 Years):

The Fire department has the following IT equipment items scheduled for replacement in the upcoming five years:

Type	Purchased Year	Cost	Replacement Year	Replacement Funding Source
Dell Desktops - 2 @ \$1,500 each	2013	\$ 3,000	2019	General
Dell Desktops - 3 @ \$1,500 each	2014	\$ 4,500	2020	General
EMS Microsoft Surface Pro Tablet	Unknown	\$ 4,500	2020	General
Dell Desktops - 2 @ \$1,500 each	2016	\$ 3,000	2021	General
Dell Printer - 2 @ 400 each	2016	\$ 800	2021	General
HP Multifunction printer	2015	\$ 7,000	2021	General
EMS Microsoft Surface Pro Tablet	Unknown	\$ 4,500	2023	General

Miscellaneous Equipment (Estimated Useful Life: 7-10 Years):

The Fire department replaces miscellaneous equipment on an as needed basis. Most items included in this category are required for ambulance and fire truck health and safety capital outlays. In the upcoming five years, the following items will need to be replaced:

Type	Cost	Replacement Year	Replacement Funding Source
AMKUS ARRS	\$ 10,000	2019	General
Turnout Leather Thorogood 14" Oblique Toe Structural Boot	\$ 700	2019	General
Fire Apparatus Batteries (Manufacturer Recommended)	\$ 1,800	2019	General
Medic Batteries (Manufacturer Recommended)	\$ 300	2019	General
Zoll Auto Pulse Batteries	\$ 2,550	2019	General
Zoll X Series Batteries	\$ 500	2019	General
Zoll E Series Batteries	\$ 1,700	2019	General
Batteries - Stryker	\$ 450	2019	General
Batteries - SCBA/Mic's/Amps/EMS Equipment Various	\$ 2,400	2019	General
Batteries - Dewalt	\$ 200	2019	General
Bag, Jump w/Modules Stat Pack Bag 300	\$ 600	2019	General
Bag, O2 Caddy Stat Pack G3 Tidal Volume Pack	\$ 175	2019	General
Board Rescue 10'6"	\$ 1,500	2019	General
Calibration, Rad meter Ludlum	\$ 600	2019	General
Child Safety Seat Evenflow Birth to 3 Yrs - 6 @ \$60 each	\$ 360	2019	General
Tire Chain - Firetruck Peway ASV	\$ 1,400	2019	General
SCBA Cylinder 4.5 Scott - \$1,270 each	\$ 10,160	2019	General
SCBA Cascade Scott 6000psi - \$1,500 each	\$ 6,000	2019	General
Battery Charger - Wheeled Vehicles	\$ 230	2019	General
Battery Charger - Zoll X Series	\$ 2,600	2019	General
Defibrillator Zoll X Series with Capno	\$ 35,000	2019	General
Defibrillator Zoll AED+	\$ 4,200	2019	General
Dewalt Drills - 2	\$ 560	2019	General
Kenmore Clothes Dryer	\$ 1,000	2019	General
Extinguisher - Dry Chem Kidde 10BC	\$ 650	2019	General
Fan, PPV Gas Tempest DD 21-H-5.6	\$ 10,000	2019	General
Flash Hoods Darley Sure Fit Cobra Hood	\$ 600	2019	General
Forest Fire Protection Shelter, Large	\$ 6,000	2019	General
Forestry, Backpack True North Fireball Pack - ##5992	\$ 2,550	2019	General



**Long-Term Capital Improvement Plan
Fiscal Years 2019 – 2023**

**Fire Department Five-Year Funding Needs: \$4,304,578
Continued**

Miscellaneous Equipment (Estimated Useful Life: 7-10 Years): Continued

Type	Cost	Replacement Year	Replacement Funding Source
Forestry, Cantine Nalgene Wide Mouth Water Bottle, 32 oz.	\$ 450	2019	General
Forestry, Coveralls Crew Boss 6.0 oz Nomex IIIA Jumpsuits	\$ 5,625	2019	General
Gages, Certified N/A Engine, hose tester, hydrant tester, etc.	\$ 2,250	2019	General
Grinder, Station DeWalt 8 in Variable speed w/stand	\$ 250	2019	General
ONESuit Flash HAZMAT Suit	\$ 6,000	2019	General
Helmet, Fire Bullard UST Traditional	\$ 600	2019	General
Wild land Bullard Lime-Yellow Wildland Fire Helmet	\$ 1,500	2019	General
Hose, 1 3/4 Hi Combat Grainger 1 3/4 Double Jacketed - 50Ft	\$ 750	2019	General
Hose, 2 1/2 Hi Combat Grainger 2 1/2 Double Jacketed - 50 Ft	\$ 800	2019	General
Hose, 4" Storz Grainger 4" Single Jacket Supply Line - 100Ft	\$ 1,000	2019	General
Hose, Hard Suction Darley Flexible Hard Suction - 4 1/2"	\$ 1,000	2019	General
Jaws of Life - Spreaders Hurst SP555E2	\$ 10,000	2019	General
Jaws of Life - Cutters Hurst S700E2 Cutter	\$ 10,000	2019	General
KED Bound tree Medical Extrication Device	\$ 900	2019	General
Ladder Cost Effective 6 ft 1A - A Frame	\$ 175	2019	General
Ladder Cost Effective 16ft 1A - A Frame	\$ 420	2019	General
Life Vest Mustang HIT Inflatable PFD - 26 @ \$320 each	\$ 8,320	2019	General
Monitor, Radiological Ludlum Emergency Response Kit	\$ 200	2019	General
No Smoke Ward System	\$ 19,000	2019	General
Nozzle, 1" Forestry Moon America Grainger #41H471	\$ 2,480	2019	General
Pump, HBR Honda HP400-B	\$ 8,000	2019	General
Pollution Response Consumables N/A Absorbant	\$ 3,000	2019	General
Pager, Personnel Motorola Advisor II	\$ 2,250	2019	General
Masimo Rad-57 Pulse Oximeter, SpO2 Monitor	\$ 3,000	2019	General
Rescue, Mule CMC Rescue Mule II w/Handles	\$ 1,750	2019	General
Bound tree Sager Adult - 4 @ \$450 each	\$ 1,800	2019	General
SCBA Scott ProPak	\$ 26,000	2019	General
Software, Posi Check Manufacture Recommend Required Update	\$ 1,500	2019	General
Software, Station Manufacture Recommend Required Update	\$ 1,500	2019	General
DEWALT 18V Reciprocating Saw w/ Battery	\$ 1,200	2019	General
Tent - HAZMAT Most Cost Effective 10x10x8Ft self erecting	\$ 3,500	2019	General
Trainer, CPR Laerdal Medical Corp Adult Half body, Child	\$ 2,000	2019	General
Trainer, IO (Ped Leg) Laerdal Medical Corp 651108	\$ 675	2019	General
Trainer, ALS Manikin Simulaids 3621-80219	\$ 12,500	2019	General
Trainer, Anatomical Models Lippencott Full Torso	\$ 1,400	2019	General
Turn Outs Santiam S25 Ultramotion Coat & S35 Ultramotion Pant	\$ 12,500	2019	General
Vacuum - Backpack Salvage Master BH141 - 2 @ \$1,900 each	\$ 3,800	2019	General
Vac-u-Splints - Splint Set, Leg, Arm, and Wrist/Ankle	\$ 900	2019	General
Washer, Clothes Maytag 5.3 cu ft High Efficiency Top Loader	\$ 900	2019	General
AMKUS ARRS	\$ 10,000	2020	General
Ped Curaplex Pedi Board with Case	\$ 4,000	2020	General
Turnout Leather Thorogood 14" Oblique Toe Structural Boot	\$ 700	2020	General
Zoll Auto Pulse Batteries	\$ 2,550	2020	General
Zoll X Series Batteries	\$ 500	2020	General
Zoll E Series Batteries	\$ 1,700	2020	General
Batteries - Hurst	\$ 1,200	2020	General
Batteries - Stryker	\$ 450	2020	General
Batteries - SCBA/Mic's/Amps/EMS Equipment Various	\$ 2,400	2020	General
Batteries - Portable Radios	\$ 1,550	2020	General
Batteries - Dewalt	\$ 200	2020	General



**Long-Term Capital Improvement Plan
Fiscal Years 2019 – 2023**

**Fire Department Five-Year Funding Needs: \$4,304,578
Continued**

Miscellaneous Equipment (Estimated Useful Life: 7-10 Years): Continued

Type	Cost	Replacement Year	Replacement Funding Source
Bag, Jump w/Modules Stat Pack Bag 300	\$ 600	2020	General
Bag, O2 Caddy Stat Pack G3 Tidal Volume Pack	\$ 175	2020	General
Digital Camera Sony - Duty	\$ 100	2020	General
Calibration, Rad meter Ludlum	\$ 600	2020	General
Cribbing Dura Crib, wedge, stair blocks, wheel chocks	\$ 1,500	2020	General
Tire Chain - Firetruck Peway ASV	\$ 1,400	2020	General
SCBA Cylinder 4.5 Scott - \$1,270 each	\$ 12,700	2020	General
SCBA Cascade Scott 6000psi - \$1,500 each	\$ 6,000	2020	General
Battery Charger - Zoll E Series	\$ 2,300	2020	General
Defibrillator Zoll X Series with Capno	\$ 35,000	2020	General
Defibrillator Zoll AED+	\$ 2,100	2020	General
DVD Player - Most Cost Effective	\$ 300	2020	General
Flash Hoods Darley Sure Fit Cobra Hood	\$ 600	2020	General
Gages, Certified N/A Engine, hose tester, hydrant tester, etc.	\$ 2,250	2020	General
Gloves, Extrication Ringers Ringers Barrier 1 Extrication	\$ 900	2020	General
GENSET, Portable 1000 Watt w/Light Honda EB1000	\$ 1,500	2020	General
ONESuit Flash HAZMAT Suit	\$ 6,000	2020	General
Rope Rescue Helmet - Petzl White Work-at-Height	\$ 640	2020	General
Helmet, Industrial Bullard A2 - White	\$ 1,575	2020	General
Rope Rescue CMC Rescue Decender, MPD, Brake Rack, etc.	\$ 12,000	2020	General
Harness, Rope Rescue CMC Rescue Fire Rescue Harness	\$ 2,250	2020	General
Hose, 1 3/4 Hi Combat Grainger 1 3/4 Double Jacketed - 50Ft	\$ 750	2020	General
Hose, 2 1/2 Hi Combat Grainger 2 1/2 Double Jacketed - 50 Ft	\$ 800	2020	General
Hose, 4" Storz Grainger 4" Single Jacket Supply Line - 100Ft	\$ 1,000	2020	General
Hose, 1" Forestry Grainger 1" Single Jacket	\$ 1,500	2020	General
Tires - E-1 Michelin Manufacturer Recommended	\$ 6,000	2020	General
Jaws of Life - Ram Hurst R421E2	\$ 9,000	2020	General
Lifeline, Rope Rescue CMC Rescue 1/2 Lifeline - 300 Ft Sections	\$ 1,100	2020	General
Mattress Tempur-Pedic Twin	\$ 4,000	2020	General
Monitor, Radiological Ludlum Emergency Response Kit	\$ 200	2020	General
No Smoke Ward System	\$ 9,500	2020	General
Nozzle, Cellar Elkhart 2 1/2" Cellar Nozzle	\$ 1,300	2020	General
Pollution Response Consumables N/A Absorbant	\$ 3,000	2020	General
Regulator, O2 Bountree 2-15 LPM - 8 @ \$100 each	\$ 800	2020	General
RIT Pak Scott Rit Pak 50	\$ 8,000	2020	General
Rescue, Mule CMC Rescue Mule II w/Handles	\$ 1,750	2020	General
SCBA Scott ProPak	\$ 26,000	2020	General
Stretcher - Scope Bound tree Folding Scoop Stretcher	\$ 1,200	2020	General
Smoke Machine Tempest Shadow Nightfall	\$ 2,500	2020	General
Software, Fit Tester Manufacture Recommend Required Update	\$ 1,500	2020	General
DEWALT 15-Amp Worm Drive Corded Circular Saw	\$ 400	2020	General
Trainer, Intubulation (Ped) Laerdal Medical Corp L250000	\$ 750	2020	General
Trainer, IO (Adult Leg) Laerdal Medical Corp 3633-20500	\$ 400	2020	General
Trainer, Tension Pneumothorax Simulator Simulaids 651180	\$ 600	2020	General
Turn Outs Santiam S25 Ultramotion Coat & S35 Ultramotion Pant	\$ 7,500	2020	General
Trainer, Fire Extinguisher Bullex I.T.S Propane System	\$ 5,000	2020	General
Zoll Auto Pulse	\$ 15,000	2021	General
Turnout Leather Thorogood 14" Oblique Toe Structural Boot	\$ 1,400	2021	General
Zoll Auto Pulse Batteries	\$ 2,550	2021	General
Zoll X Series Batteries	\$ 500	2021	General



**Long-Term Capital Improvement Plan
Fiscal Years 2019 – 2023**

**Fire Department Five-Year Funding Needs: \$4,304,578
Continued**

Miscellaneous Equipment (Estimated Useful Life: 7-10 Years): Continued

Type	Cost	Replacement Year	Replacement Funding Source
Zoll E Series Batteries	\$ 1,700	2021	General
Batteries - Stryker	\$ 450	2021	General
Batteries - SCBA/Mic's/Amps/EMS Equipment Various	\$ 2,400	2021	General
Batteries - Dewalt	\$ 200	2021	General
Basket, Stokes CMC Rescue Titanium Split-Apart Rescue Litter	\$ 2,300	2021	General
Bag, Jump w/Modules Stat Pack Bag 300	\$ 600	2021	General
Bag, O2 Caddy Stat Pack G3 Tidal Volume Pack	\$ 175	2021	General
Class A Foam Ansul 0.01	\$ 6,000	2021	General
DSLR Digital Camera - INV	\$ 600	2021	General
Calibration, Rad meter Ludlum	\$ 600	2021	General
Tire Chain - Firetruck Peway ASV	\$ 1,400	2021	General
Tire Chain - Medic Peway ASV	\$ 1,200	2021	General
Oxygen Cylinder, Aluminum Size D	\$ 1,700	2021	General
SCBA Cylinder 4.5 Scott - \$1,270 each	\$ 12,700	2021	General
SCBA Cascade Scott 6000psi - \$1,500 each	\$ 6,000	2021	General
Turnout Gear Dryer - Williams Direct Wall Mounted	\$ 7,000	2021	General
Extinguisher - Dry Chem Kidde 10BC	\$ 650	2021	General
Extractor, Turnout Continental Washer-Extractor -BL789	\$ 12,000	2021	General
Flash Hoods Darley Sure Fit Cobra Hood	\$ 600	2021	General
Gages, Certified N/A Engine, hose tester, hydrant tester, etc.	\$ 2,250	2021	General
Gurney Stryker Pro XT	\$ 15,000	2021	General
Gloves, Rope Rescue CMC Rescue Rappel Gloves	\$ 825	2021	General
GENSET, Portable 3000 Watt Honda EB3000	\$ 5,000	2021	General
ONESuit Flash HAZMAT Suit	\$ 6,000	2021	General
Hose, 1 3/4 Hi Combat Grainger 1 3/4 Double Jacketed - 50Ft	\$ 750	2021	General
Hose, 2 1/2 Hi Combat Grainger 2 1/2 Double Jacketed - 50 Ft	\$ 800	2021	General
Hose, 4" Storz Grainger 4" Single Jacket Supply Line - 100Ft	\$ 1,000	2021	General
Hose, Hard Suction Darley Flexible Hard Suction - 4 1/2"	\$ 1,000	2021	General
Tires - T-1 Michelin Manufacturer Recommended	\$ 7,000	2021	General
Jaws of Life - Spreaders Hurst SP555E2	\$ 10,000	2021	General
Jaws of Life - Cutters Hurst S700E2 Cutter	\$ 10,000	2021	General
Ladder DUO Safety 35 ft Extension	\$ 1,200	2021	General
Ladder DUO Safety 24 ft Extension	\$ 1,600	2021	General
Ladder DUO Safety 16 ft Roof	\$ 850	2021	General
Ladder DUO Safety Attic	\$ 600	2021	General
Monitor, Radiological Ludlum Emergency Response Kit	\$ 200	2021	General
Mass Pants Boundtree Medical Trauma Air Pants	\$ 6,500	2021	General
No Smoke Ward System	\$ 9,500	2021	General
Pollution Response Consumables N/A Absorbant	\$ 3,000	2021	General
Pike Poles L&N Curtis Fiberglass I-Beam Pike Pole 6" -12	\$ 2,400	2021	General
SCBA Scott ProPak	\$ 26,000	2021	General
Shredder Swingline Cross Cut	\$ 2,500	2021	General
DEWALT 12-in 15-Amp Dual Bevel Sliding Compound Miter Saw	\$ 1,250	2021	General
DEWALT Aluminum Adjustable Miter Saw Stand	\$ 450	2021	General
Turn Outs Santiam S25 Ultramotion Coat & S35 Ultramotion Pant	\$ 5,000	2021	General
Weight - Bar N/A 7' Olympic	\$ 400	2021	General
Turnout Leather Thorogood 14" Oblique Toe Structural Boot	\$ 1,400	2022	General
Fire Apparatus Batteries (Manufacturer Recommended)	\$ 900	2022	General
Medic Batteries (Manufacturer Recommended)	\$ 600	2022	General
Command Batteries (Manufacturer Recommended)	\$ 300	2022	General



**Long-Term Capital Improvement Plan
Fiscal Years 2019 – 2023**

**Fire Department Five-Year Funding Needs: \$4,304,578
Continued**

Miscellaneous Equipment (Estimated Useful Life: 7-10 Years): Continued

Type	Cost	Replacement Year	Replacement Funding Source
Zoll Auto Pulse Batteries	\$ 2,550	2022	General
Zoll X Series Batteries	\$ 500	2022	General
Zoll E Series Batteries	\$ 1,700	2022	General
Batteries - Hurst	\$ 1,200	2022	General
Batteries - Stryker	\$ 450	2022	General
Batteries - SCBA/Mic's/Amps/EMS Equipment Various	\$ 2,400	2022	General
Batteries - Portable Radios	\$ 1,550	2022	General
Batteries - Dewalt	\$ 200	2022	General
Bag, Jump w/Modules Stat Pack Bag 300	\$ 600	2022	General
Bag, O2 Caddy Stat Pack G3 Tidal Volume Pack	\$ 175	2022	General
Calibration, Rad meter Ludlum	\$ 600	2022	General
Cribbing Dura Crib, wedge, stair blocks, wheel chocks	\$ 1,500	2022	General
Tire Chain - Firetruck Peway ASV	\$ 1,400	2022	General
Oxygen Cylinder, Aluminum Size D	\$ 1,700	2022	General
SCBA Cylinder 4.5 Scott - \$1,270 each	\$ 2,540	2022	General
SCBA Cascade Scott 6000psi - \$1,500 each	\$ 6,000	2022	General
Extinguisher - Water Can Kidde 2A	\$ 600	2022	General
Flash Hoods Darley Sure Fit Cobra Hood	\$ 600	2022	General
Gages, Certified N/A Engine, hose tester, hydrant tester, etc.	\$ 2,250	2022	General
Gloves, Fire ProTech Protech 8 Fusion	\$ 2,400	2022	General
ONESuit Flash HAZMAT Suit	\$ 6,000	2022	General
Harness, Rope Rescue CMC Rescue Fire Rescue Harness	\$ 2,250	2022	General
Hose, 1 3/4 Hi Combat Grainger 1 3/4 Double Jacketed - 50Ft	\$ 750	2022	General
Hose, 2 1/2 Hi Combat Grainger 2 1/2 Double Jacketed - 50 Ft	\$ 800	2022	General
Hose, 4" Storz Grainger 4" Single Jacket Supply Line - 100Ft	\$ 1,000	2022	General
Tires - E-2 Michelin Manufacturer Recommended	\$ 6,000	2022	General
Tires - M-3 Michelin Manufacturer Recommended	\$ 10,000	2022	General
Jaws of Life - Ram Hurst R421E2	\$ 9,000	2022	General
Monitor, Radiological Ludlum Emergency Response Kit	\$ 200	2022	General
Nozzle, Cellar Elkhart 2 1/2" Cellar Nozzle	\$ 1,300	2022	General
Pump, HBR Honda HP400-B	\$ 8,000	2022	General
Pollution Response Consumables N/A Absorbant	\$ 3,000	2022	General
Parts, SCBA Scott Various	\$ 5,000	2022	General
SCBA Scott ProPak	\$ 13,000	2022	General
Software, Posi Check Manufacture Recommend Required Update	\$ 1,500	2022	General
Software, Station Manufacture Recommend Required Update	\$ 1,500	2022	General
Trainer, IV (Arm) Laerdal Medical Corp 651121	\$ 650	2022	General
Turn Outs Santiam S25 Ultramotion Coat & S35 Ultramotion Pant	\$ 5,000	2022	General
Zoll Auto Pulse	\$ 15,000	2023	General
Adult Iron Duck Inc Base Board - Blackboard 31 @ \$175 each	\$ 5,425	2023	General
Turnout Leather Thorogood 14" Oblique Toe Structural Boot	\$ 1,400	2023	General
Medic Batteries (Manufacturer Recommended)	\$ 300	2023	General
Zoll Auto Pulse Batteries	\$ 2,550	2023	General
Zoll X Series Batteries	\$ 500	2023	General
Zoll E Series Batteries	\$ 1,700	2023	General
Batteries - Stryker	\$ 450	2023	General
Batteries - SCBA/Mic's/Amps/EMS Equipment Various	\$ 2,400	2023	General
Batteries - Dewalt	\$ 200	2023	General
BBQ Grill - Most Cost Effective	\$ 500	2023	General
Class B Foam Ansul 0.01	\$ 15,257	2023	General



**Long-Term Capital Improvement Plan
Fiscal Years 2019 – 2023**

**Fire Department Five-Year Funding Needs: \$4,304,578
Continued**

Miscellaneous Equipment (Estimated Useful Life: 7-10 Years): Continued

Type	Cost	Replacement Year	Replacement Funding Source
Digital Camera Sony - Duty	\$ 200	2023	General
Calibration, Rad meter Ludlum	\$ 600	2023	General
Tire Chain - Firetruck Peway ASV	\$ 1,400	2023	General
Tire Chain - Command Peway ASV	\$ 300	2023	General
Oxygen Cylinder, Aluminum Size D	\$ 1,700	2023	General
SCBA Cylinder 4.5 Scott - \$1,270 each	\$ 1,270	2023	General
Battery Charger - Zoll Auto Pulse	\$ 3,000	2023	General
Extinguisher - Dry Chem Kidde 10BC	\$ 650	2023	General
Pro Respirator Fit Tester	\$ 10,000	2023	General
Flash Hoods Darley Sure Fit Cobra Hood	\$ 600	2023	General
Gages, Certified N/A Engine, hose tester, hydrant tester, etc.	\$ 2,250	2023	General
Gurney Stryker Pro XT	\$ 15,000	2023	General
Hydrant Tester - 2 1/2" Hydrant Flow Little Hose Monster Kit 2"	\$ 5,400	2023	General
Hose, 1 3/4 Hi Combat Grainger 1 3/4 Double Jacketed - 50Ft	\$ 750	2023	General
Hose, 2 1/2 Hi Combat Grainger 2 1/2 Double Jacketed - 50 Ft	\$ 800	2023	General
Hose, 4" Storz Grainger 4" Single Jacket Supply Line - 100Ft	\$ 1,000	2023	General
Jaws of Life - Spreaders Hurst SP555E2	\$ 10,000	2023	General
Jaws of Life - Cutters Hurst S700E2 Cutter	\$ 10,000	2023	General
Ladder DUO Safety 14 Ft Roof	\$ 400	2023	General
ECP2 Honeywell EC-P2 W/Smart Cell NH3 - 2 @ \$2,500	\$ 5,000	2023	General
Monitor, Radiological Ludlum Emergency Response Kit	\$ 200	2023	General
No Smoke Ward System	\$ 9,500	2023	General
Pollution Response Consumables N/A Absorbant	\$ 3,000	2023	General
Pike Poles L&N Curtis Fiberglass I-Beam Pike Pole 6" -12	\$ 2,400	2023	General
Masimo Rad-57 Pulse Oximeter, SpO2 Monitor	\$ 4,500	2023	General
SCBA Scott ProPak	\$ 26,000	2023	General
Software, Fit Tester Manufacture Recommend Required Update	\$ 1,500	2023	General
Simulator, Heart (12 Lead) Zoll Item# 8012-0206	\$ 1,400	2023	General
TV Most Cost Effective Most Cost Effective 42"	\$ 800	2023	General
Turn Outs Santiam S25 Ultramotion Coat & S35 Ultramotion Pant	\$ 5,000	2023	General
Weed Wacker Stihl FS 70 R	\$ 450	2023	General



This page intentionally left blank.



Long-Term Capital Improvement Plan Fiscal Years 2019 – 2023

Public Works

Five-Year Funding Needs: \$4,880,702

Vehicles: \$2,676,702
 Heavy Equipment: \$2,185,000
 IT Equipment: \$19,000
 Miscellaneous Equipment: \$0-

Five-Year Financial Outlook:

Funding Source	5-Year Budget	Current Funds Available	Funding Needs	FY 2019	FY 2020	FY 2021	FY 2022	FY 2023	Future Replacements
General	\$ 4,880,702	\$ -	\$ 4,880,702	\$ 1,641,914	\$ 307,914	\$ 295,914	\$ 604,914	\$ 684,914	\$ 1,345,132
Vehicle Replacement	2,030,000	360,298	-	-	-	-	-	-	-
Totals	\$ 6,910,702	\$ 360,298	\$ 4,880,702	\$ 1,641,914	\$ 307,914	\$ 295,914	\$ 604,914	\$ 684,914	\$ 1,345,132

Vehicles (Estimated Useful Life: 7 – 10 Years):

The Public Works department currently has four vehicles included in the vehicle replacement fund with an annual funding requirement of \$114,914. The funding source for the vehicle replacement fund is the general fund.

Division	ID #	Year	Make	Model	Cost	Replacement Year	Replacement Funding Source
Garage	Supervisor	2006	Ford	F150 4X4	\$ 32,000	2019	General
Streets		2004	International	10YD Truck	\$ 150,000	2019	General
Streets		1984	Chevrolet	Welding Truck	\$ 35,000	2019	General
Streets	Salter	2002	Ford	1T Flatbed	\$ 30,000	2019	General
Streets	Salter	2009	Chevrolet	LD3500	\$ 40,000	2019	General
Streets	Sander	1998	International	5YD	\$ 90,000	2019	General
Streets		1985	International	10YD Truck	\$ 135,000	2019	General
Streets	General	1996	International	Flusher	\$ 180,000	2019	General
Bldg Ins		2002	Ford	F150 4X4	\$ 30,000	2019	General
Streets	Shop	2000	Ford	F350 1T	\$ 45,000	2020	General
Streets	Loaner	2010	Ford	F150 4X4	\$ 35,000	2022	General
Streets	Salter	2014	Ford	1T Flatbed	\$ 40,000	2022	Vehicle Replacement
Bldg Ins		2010	Ford	F150 Supercab	\$ 35,000	2022	General
Streets		2009	Kenworth	14YD Truck	\$ 170,000	2023	General
Streets	Crew	2014	Ford	F150 1/2T	\$ 35,000	2026	Vehicle Replacement
Streets		2015	Elgin	Whirlwind	\$ 385,000	2027	Vehicle Replacement
Streets		2017	International	12/14 YD	\$ 180,000	2035	Vehicle Replacement



**Long-Term Capital Improvement Plan
Fiscal Years 2019 – 2023**

Public Works

**Five-Year Funding Needs: \$4,880,702
Continued**

Heavy Equipment (Estimated Useful Life: Varies on Equipment Type):

The Public Works department currently has four heavy equipment items included in the vehicle replacement fund with an annual funding requirement of \$114,914. The funding source for the vehicle replacement fund is the general fund.

<u>Division</u>	<u>Type</u>	<u>Useful Life In Years</u>	<u>Purchased Year</u>	<u>Cost</u>	<u>Replacement Year</u>	<u>Replacement Funding Source</u>
Streets	Case 812B Loader	20	1995	\$290,000	2019	General
Streets	Case 621B Loader	20	1996	\$260,000	2019	General
Streets	Sno Go Blower	15	2005	\$170,000	2019	General
Streets	Miller 44D Welder	20	1993	\$ 15,000	2019	General
Streets	Snorkel High Lift ARB50	20	1999	\$ 70,000	2019	General
Streets	Allis Chalmers Forklift	20	1976	\$ 80,000	2020	General
Streets	Rand Air Compressor	20	1993	\$ 60,000	2020	General
Streets	Titan Speedflo Painter	15	2003	\$ 20,000	2021	General
Streets	Rand Roller DD32	20	1998	\$100,000	2021	General
Streets	Trail King TKT 12-4	15	2008	\$ 50,000	2021	General
Streets	Case 885 Grader	20	2004	\$400,000	2022	General
Streets	Salt Spreader	20	2000	\$ 10,000	2022	General
Streets	Salt Spreader	20	2000	\$ 10,000	2022	General
Streets	Case 885 Grader	20	2005	\$400,000	2023	General
Streets	Trackless MT5	20	2007	\$150,000	2025	General
Streets	Cat 160M2	18	2011	\$440,000	2025	Vehicle Replacement
Streets	Mini Combo Patcher	15	2010	\$ 70,000	2025	Vehicle Replacement
Streets	Cat 160M2	18	2012	\$440,000	2026	Vehicle Replacement
Streets	Highway Sand Spreader	20	2007	\$ 40,000	2027	General
Garage	Yale GPO 50 Rg	20	2003	\$ 60,000	2028	General
Streets	Cat 160M3	20	2015	\$440,000	2035	Vehicle Replacement

IT Equipment (Estimated Useful Life: 5 Years):

The Public Works department has the following IT equipment items scheduled for replacement in the upcoming five years:

<u>Division</u>	<u>Type</u>	<u>Purchased Year</u>	<u>Cost</u>	<u>Replacement Year</u>	<u>Replacement Funding Source</u>
Bldg Insp	Toshiba Laptops - 2 @ \$2,500 each	2009	\$ 5,000	2020	General
Bldg Insp	Dell Desktop - 2 @ \$1,500 each	2015	\$ 3,000	2020	General
Bldg Insp	Dell Desktop - 2 @ \$1,500 each	2016	\$ 3,000	2021	General
Bldg Insp	Dell Desktop - 2 @ \$1,500 each	2016	\$ 3,000	2021	General
Admin	Konica Minolta Multifunction Printer	2012	\$ 5,000	2021	General

Miscellaneous Equipment (Estimated Useful Life: 7-10 Years): N/A



This page intentionally left blank.



**Long-Term Capital Improvement Plan
Fiscal Years 2019 – 2023**

Engineering

Five-Year Funding Needs: \$60,500

Vehicles: \$32,500

Heavy Equipment: \$-0-

IT Equipment: \$28,000

Miscellaneous Equipment: \$-0-

Five-Year Financial Outlook:

<u>Funding Source</u>	<u>5-Year Budget</u>	<u>Current Funds Available</u>	<u>Funding Needs</u>	<u>FY 2019</u>	<u>FY 2020</u>	<u>FY 2021</u>	<u>FY 2022</u>	<u>FY 2023</u>	<u>Future Replacements</u>
General	\$ 60,500	\$ -	\$ 60,500	\$ -	\$ 3,000	\$ 57,500	\$ -	\$ -	\$ -
Totals	\$ 60,500	\$ -	\$ 60,500	\$ -	\$ 3,000	\$ 57,500	\$ -	\$ -	

Vehicles (Estimated Useful Life: 7 – 10 Years):

The Engineering department currently has one vehicle.

<u>ID#</u>	<u>Year</u>	<u>Make</u>	<u>Model</u>	<u>Cost</u>	<u>Replacement Year</u>	<u>Replacement Funding Source</u>
Engineer	2002	Ford	Excursion	\$ 32,500	2021	General

Heavy Equipment (Estimated Useful Life: Varies on Equipment Type): N/A

IT Equipment (Estimated Useful Life: 5 Years):

The Engineering department has the following IT equipment items scheduled for replacement in the upcoming five years:

<u>Type</u>	<u>Purchased Year</u>	<u>Cost</u>	<u>Replacement Year</u>	<u>Replacement Funding Source</u>
Dell Desktop - 2 @ \$1,500 each	2014	\$ 3,000	2020	General
HP Printer - Wide Engineering format	2005	\$ 15,000	2021	General
Xerox Printer - Wide Engineering format	2005	\$ 10,000	2021	General

Miscellaneous Equipment (Estimated Useful Life: 7-10 Years): N/A



**Long-Term Capital Improvement Plan
Fiscal Years 2019 – 2023**

Parks and Recreation Five-Year Funding Needs: \$483,666

Vehicles: \$298,466
 Heavy Equipment: \$174,200
 IT Equipment: \$11,000
 Miscellaneous Equipment: \$0-

Five-Year Financial Outlook:

<u>Funding Source</u>	<u>5-Year Budget</u>	<u>Current Funds Available</u>	<u>Funding Needs</u>	<u>FY 2019</u>	<u>FY 2020</u>	<u>FY 2021</u>	<u>FY 2022</u>	<u>FY 2023</u>	<u>Future Replacements</u>
General	\$ 483,666	\$ -	\$ 483,666	\$ 63,435	\$ 52,635	\$ 97,385	\$ 52,885	\$ 78,635	\$ 138,691
Vehicle Replacement	237,125	34,659	-	-	-	-	-	-	-
Totals	\$ 720,791	\$ 34,659	\$ 483,666	\$ 63,435	\$ 52,635	\$ 97,385	\$ 52,885	\$ 78,635	\$ 138,691

Vehicles (Estimated Useful Life: 7 – 10 Years):

The Parks and Recreation department currently has four vehicles included in the vehicle replacement fund with an annual funding requirement of \$18,635. The funding source for the vehicle replacement fund is the general fund.

<u>ID#</u>	<u>Year</u>	<u>Make</u>	<u>Model</u>	<u>Cost</u>	<u>Replacement Year</u>	<u>Replacement Funding Source</u>
Crew	2002	Ford	F150 PU	\$ 32,000	2019	General
Crew	1999	Dodge	Dakota	\$ 32,000	2020	General
Crew	2006	Ford	F350	\$ 32,000	2022	Vehicle Replacement
Crew	2003	Ford	F150	\$ 32,000	2022	General
Director	2013	Ford	F150	\$ 32,000	2023	Vehicle Replacement
Supervisor	2015	Ford	F150	\$ 32,000	2025	Vehicle Replacement
Supervisor	2016	Ford	F150	\$ 32,000	2026	Vehicle Replacement

Heavy Equipment (Estimated Useful Life: Varies on Equipment Type):

The Parks and Recreation department currently has two heavy equipment items included in the vehicle replacement fund with an annual funding requirement of \$18,635. The funding source for the vehicle replacement fund is the general fund.

<u>Type</u>	<u>Useful Life In Years</u>	<u>Purchased Year</u>	<u>Cost</u>	<u>Replacement Year</u>	<u>Replacement Funding Source</u>
Riding Lawn Mower	10	2007	\$ 9,800	2019	General
Ice Rink Zamboni	15	2006	\$ 75,000	2021	General
Ice Rink Compressor	10	2012 Rebuild	\$ 30,000	2023	General
Ice Rink Compressor	10	2013	\$ 30,000	2023	General
Riding Lawn Mower	10	2013	\$ 9,800	2024	General
Riding Lawn Mower	10	2015	\$ 9,800	2025	General
Riding Lawn Mower	10	2017	\$ 9,800	2027	General
Case CX36B Mini Excavator	15	2015	\$ 40,000	2027	Vehicle Replacement
2016 Bobcat 5600	15	2016	\$ 69,125	2031	Vehicle Replacement



Long-Term Capital Improvement Plan Fiscal Years 2019 – 2023

Parks and Recreation

Five-Year Funding Needs: \$483,666 Continued

IT Equipment (Estimated Useful Life: 5 Years):

The Parks and Recreation department has the following IT equipment items scheduled for replacement in the upcoming five years:

Type	Purchased Year	Cost	Replacement Year	Replacement Funding Source
Dell Desktops - 2 @ \$1,500 each	2011	\$ 3,000	2019	General
Dell Desktop - 1 @ \$1,500 each	2015	\$ 1,500	2020	General
Xerox Printer	2015	\$ 500	2020	General
Dell Desktop - 2 @ \$1,500 each	2016	\$ 3,000	2021	General
HP Printer - Teen Center	2016	\$ 750	2021	General
Dell Desktop - 1 @ \$1,500 each	2016	\$ 1,500	2022	General
Konica Minolta Printer	2016	\$ 750	2022	General

Miscellaneous Equipment (Estimated Useful Life: 7-10 Years): N/A



Long-Term Capital Improvement Plan Fiscal Years 2019 – 2023

Library Five-Year Funding Needs: \$165,250

Vehicles: \$-0-

Heavy Equipment: \$-0-

IT Equipment: \$71,950

Miscellaneous Equipment: \$93,300

Five-Year Financial Outlook:

Funding Source	5-Year Budget	Current Funds Available	Funding Needs	FY 2019	FY 2020	FY 2021	FY 2022	FY 2023	Future Replacements
General	\$ 165,250	\$ -	\$ 165,250	\$ 52,150	\$ 44,400	\$ 5,000	\$ 11,500	\$ 52,200	\$ -
Totals	<u>\$ 165,250</u>	<u>\$ -</u>	<u>\$ 165,250</u>	<u>\$ 52,150</u>	<u>\$ 44,400</u>	<u>\$ 5,000</u>	<u>\$ 11,500</u>	<u>\$ 52,200</u>	<u>\$ -</u>

Vehicles (Estimated Useful Life: 7 – 10 Years): N/A

Heavy Equipment (Estimated Useful Life: Varies on Equipment Type): N/A

IT Equipment (Estimated Useful Life: 5 Years):

The Library department has six new IT requests in addition to regularly scheduled replacements in the upcoming five years:

Type	Purchased Year	Cost	Replacement Year	Replacement Funding Source
NEW - 10 Public Access Computers	New Request	\$ 15,000	2019	General
NEW - 10 Public Access Laptops	New Request	\$ 20,000	2019	General
NEW - AWE Literacy Station	New Request	\$ 3,200	2019	General
NEW - Bilingual Spanish Station	New Request	\$ 3,500	2019	General
Dell Desktop - 6 @ \$1,500 each	2013	\$ 9,000	2019	General
Dell Printer	2011	\$ 750	2019	General
NEW - 10 Public Access iPads	New Request	\$ 6,000	2020	General
NEW - Multimedia iMac Station	New Request	\$ 5,500	2020	General
Dell Desktop - 6 @ \$1,500 each	2016	\$ 9,000	2022	General

Miscellaneous Equipment (Estimated Useful Life: 7-10 Years):

The Library department replaces miscellaneous equipment on an as needed basis. In the upcoming five years, the following items will need to be replaced:

Type	Cost	Replacement Year	Replacement Funding Source
Commercial paper cutter	\$ 400	2019	General
Document scanner	\$ 300	2019	General
47" Flat Screens - 2	\$ 1,400	2020	General
Carpet tiles in Main Corridor	\$ 20,000	2020	General
Blackout Roller Shades - Multiple Rooms	\$ 4,000	2020	General
Windows - Multiple Rooms	\$ 7,500	2020	General
LCD Projector for Multipurpose Room	\$ 5,000	2021	General
Outdoor Lighting	\$ 2,500	2022	General
NEW - Disc Resurfacing Machine	\$ 4,000	2023	General
Label Printers	\$ 1,200	2023	General
Gutter System	\$ 12,000	2023	General
Roof Replacement - 10 Years	\$ 20,000	2023	General
HVAC, BAS	\$ 15,000	2023	General



**Long-Term Capital Improvement Plan
Fiscal Years 2019 – 2023**

Cargo Five-Year Funding Needs: \$-0-

Vehicles: \$-0-

Heavy Equipment: \$50,000

IT Equipment: \$-0-

Miscellaneous Equipment: \$-0-

Five-Year Financial Outlook:

<u>Funding Source</u>	<u>5-Year Budget</u>	<u>Current Funds Available</u>	<u>Funding Needs</u>	<u>FY 2019</u>	<u>FY 2020</u>	<u>FY 2021</u>	<u>FY 2022</u>	<u>FY 2023</u>	<u>Future Replacements</u>
Cargo	\$ -	\$ -	\$ 50,000	\$ -	\$ -	\$ -	\$ -	\$ -	\$ 50,000
Vehicle Replacement	-	-	-	-	-	-	-	-	-
Totals	<u>\$ -</u>	<u>\$ -</u>	<u>\$ 50,000</u>	<u>\$ -</u>	<u>\$ -</u>	<u>\$ -</u>	<u>\$ -</u>	<u>\$ -</u>	<u>\$ 50,000</u>

Vehicles (Estimated Useful Life: 7 – 10 Years): N/A

Heavy Equipment (Estimated Useful Life: Varies on Equipment Type):

The Cargo department has two items in heavy equipment that will need to be replaced in the future. As the regularly scheduled replacement date falls outside of the five-year plan, these are shown as future replacements and future funding requirements.

<u>Type</u>	<u>Useful Life In Years</u>	<u>Purchased Year</u>	<u>Cost</u>	<u>Replacement Year</u>	<u>Replacement Funding Source</u>
Caterpillar 9000lbs Lift	20	2025	\$ 40,000	2025	Cargo
Trailer HDME TL	30	1997	\$ 10,000	2027	Cargo

IT Equipment (Estimated Useful Life: 5 Years): N/A

Miscellaneous Equipment (Estimated Useful Life: 7-10 Years): N/A



Long-Term Capital Improvement Plan Fiscal Years 2019 – 2023

Harbor Five-Year Funding Needs: \$831,370

Vehicles: \$312,060
 Heavy Equipment: \$499,000
 IT Equipment: \$20,310
 Miscellaneous Equipment: \$0-

Five-Year Financial Outlook:

Funding Source	5-Year Budget	Current Funds Available	Funding Needs	FY 2019	FY 2020	FY 2021	FY 2022	FY 2023	Future Replacements
Harbor	\$ 831,370	\$ -	\$ 831,370	\$ 293,850	\$ 169,840	\$ 29,840	\$ 30,640	\$ 28,340	\$ 278,860
Vehicle Replacement	200,000	62,940	-	-	-	-	-	-	-
Totals	\$1,031,370	\$ 62,940	\$ 831,370	\$ 293,850	\$ 169,840	\$ 29,840	\$ 30,640	\$ 28,340	\$ 278,860

Vehicles (Estimated Useful Life: 7 – 10 Years):

The Harbor department currently has three vehicles included in the vehicle replacement fund with an annual funding requirement of \$16,840. The funding source for the vehicle replacement fund is the Harbor fund.

Year	Make	Model	Cost	Replacement Year	Replacement Funding Source
2008	Ford	F350 Flatbed	\$ 45,000	2019	Harbor
2006	Ford	F150 4X4	\$ 30,000	2019	Harbor
2013	Ford	F150 Reg	\$ 35,000	2023	Harbor Veh Replace
2014	Ford	F150 Reg	\$ 35,000	2024	Harbor Veh Replace
2000	Ford	F750 1500 Gal	\$100,000	2025	Harbor
2016	Ford	F150 4X4	\$ 35,000	2027	Harbor Veh Replace

Heavy Equipment (Estimated Useful Life: Varies on Equipment Type):

The Harbor department currently has one heavy equipment item included in the vehicle replacement fund with an annual funding requirement of \$16,840. The funding source for the vehicle replacement fund is the Harbor fund.

Type	Useful Life In Years	Purchased Year	Cost	Replacement Year	Replacement Funding Source
Gravelly 2Wheel Tractor	10	2011	\$ 10,000	2019	Harbor
Boston Whaler 22'	25	1983	\$175,000	2019	Harbor
Munson Aluminum Boat	25	1993	\$150,000	2020	Harbor
HMDE 1Ax Boat Trailer	20	1997	\$ 6,000	2021	Harbor
HMDE 2Ax Boat Trailer	20	1997	\$ 7,000	2021	Harbor
CARNAI 2Ax Boat Trailer	20	2003	\$ 6,000	2022	Harbor
HMDE Fish Waste Trailer	20	2002	\$ 7,500	2022	Harbor
HMDE Fish Waste Trailer	20	2003	\$ 7,500	2023	Harbor
ATEC Flatbed Utility Trailer	20	2003	\$ 4,000	2023	Harbor
1969 Hyster Forklift	20	Unknown	\$110,000	2024	Harbor
Oil Boom Trailer	20	2005	\$ 12,000	2025	Harbor
Trailer ITRS General	20	2009	\$ 4,000	2029	Harbor
Case Loader / Backhoe	20	2010	\$ 95,000	2030	Harbor Vehicle Repl



Long-Term Capital Improvement Plan Fiscal Years 2019 – 2023

Harbor Five-Year Funding Needs: \$831,370 Continued

IT Equipment (Estimated Useful Life: 5 Years):

The Harbor department has the following IT equipment items scheduled for replacement in the upcoming five years:

Type	Purchased Year	Cost	Replacement Year	Replacement Funding Source
Dell Desktop - 3 @ \$1,500 each	2012	\$ 4,500	2019	Harbor
Dell Printer	2014	\$ 750	2019	Harbor
Xerox Multifunction Printer	2014	\$ 11,760	2019	Harbor
Dell Desktop - 2 @ \$1,500 each	2014	\$ 3,000	2020	Harbor
HP Printer	2016	\$ 300	2022	Harbor

Miscellaneous Equipment (Estimated Useful Life: 7-10 Years): N/A



**Long-Term Capital Improvement Plan
Fiscal Years 2019 – 2023**

Shipyard Five-Year Funding Needs: \$-0-

Vehicles: \$-0-

Heavy Equipment: \$208,000

IT Equipment: \$-0-

Miscellaneous Equipment: \$-0-

Five-Year Financial Outlook:

<u>Funding Source</u>	<u>5-Year Budget</u>	<u>Current Funds Available</u>	<u>Funding Needs</u>	<u>FY 2019</u>	<u>FY 2020</u>	<u>FY 2021</u>	<u>FY 2022</u>	<u>FY 2023</u>	<u>Future Replacements</u>
Shipyard	\$ -	\$ -	\$ 208,000	\$ -	\$ -	\$ -	\$ -	\$ -	\$ 208,000
Vehicle Replacement	-	-	-	-	-	-	-	-	-
Totals	\$ -	\$ -	\$ 208,000	\$ -	\$ -	\$ -	\$ -	\$ -	\$ 208,000

Vehicles (Estimated Useful Life: 7 – 10 Years): N/A

Heavy Equipment (Estimated Useful Life: Varies on Equipment Type):

The Shipyard department has two items in heavy equipment that will need to be replaced in the future. As the regularly scheduled replacement date falls outside of the five-year plan, these are shown as future replacements and future funding requirements.

<u>Type</u>	<u>Useful Life In Years</u>	<u>Purchased Year</u>	<u>Cost</u>	<u>Replacement Year</u>	<u>Replacement Funding Source</u>
Skyjack Teleboom Forklift	20	2008	\$ 98,000	2030	Shipyard
Genelift S85 Manlift	15	1999	\$110,000	2025	Shipyard

IT Equipment (Estimated Useful Life: 5 Years): N/A

Miscellaneous Equipment (Estimated Useful Life: 7-10 Years): N/A



This page intentionally left blank.



Long-Term Capital Improvement Plan Fiscal Years 2019 – 2023

Water Five-Year Funding Needs: \$697,263

Vehicles: \$415,013
 Heavy Equipment: \$280,000
 IT Equipment: \$2,250
 Miscellaneous Equipment: \$0-

Five-Year Financial Outlook:

Funding Source	5-Year Budget	Current Funds Available	Funding Needs	FY 2019	FY 2020	FY 2021	FY 2022	FY 2023	Future Replacements
Water	\$ 697,263	\$ -	\$ 697,263	\$ 258,531	\$ 93,031	\$ 246,531	\$ 12,281	\$ 11,531	\$ 75,358
Vehicle Replacement	165,000	31,987	-	-	-	-	-	-	-
Totals	\$ 862,263	\$ 31,987	\$ 697,263	\$ 258,531	\$ 93,031	\$ 246,531	\$ 12,281	\$ 11,531	\$ 75,358

Vehicles (Estimated Useful Life: 7 – 10 Years):

The Water department currently has three vehicles included in the vehicle replacement fund with an annual funding requirement of \$11,531. The funding source for the vehicle replacement fund is the Water fund.

ID#	Year	Make	Model	Cost	Replacement Year	Replacement Funding Source
Crew	2006	Ford	F150 4X4	\$ 32,000	2019	Water
General	1991	International	17YD	\$ 135,000	2019	Water
General	1999	International	Flatbed	\$ 80,000	2020	Water
Director	2009	Ford	F150 1/2T 4X4	\$ 35,000	2021	Water
Crew	2010	Ford	F150 4X4	\$ 35,000	2022	Water Veh Replace
Maint Mgr	2015	Ford	F150 Supercab	\$ 40,000	2027	Water Veh Replace
Crew	2016	Ford	F250 3/4T 4X4	\$ 50,000	2028	Water Veh Replace

Heavy Equipment (Estimated Useful Life: Varies on Equipment Type):

The Water department currently has one item included in the vehicle replacement fund with an annual funding requirement of \$11,531. The funding source for the vehicle replacement fund is the Water fund.

Type	Useful Life In Years	Purchased Year	Cost	Replacement Year	Replacement Funding Source
Mitsubishi 15B Forklift	20	1994	\$ 40,000	2019	Water
Trailmax Trailer	20	1999	\$ 40,000	2019	Water
Cat Trac-HE 312BL	20	1998	\$ 200,000	2021	Water
Case CX36B Mini Excavator	15	2015	\$ 40,000	2027	Water Veh Replace



**Long-Term Capital Improvement Plan
Fiscal Years 2019 – 2023**

Water

**Five-Year Funding Needs: \$697,263
Continued**

IT Equipment (Estimated Useful Life: 5 Years):

The Water department has the following IT equipment items scheduled for replacement in the upcoming five years:

<u>Type</u>	<u>Purchased Year</u>	<u>Cost</u>	<u>Replacement Year</u>	<u>Replacement Funding Source</u>
Dell Desktop - 1 @ \$1,500 each	2015	\$ 1,500	2020	Water
Dell Printer - UV Plant	2012	\$ 750	2022	Water

Miscellaneous Equipment (Estimated Useful Life: 7-10 Years): N/A



Long-Term Capital Improvement Plan Fiscal Years 2019 – 2023

Sewer

Five-Year Funding Needs: \$1,418,974

Vehicles: \$1,085,724
 Heavy Equipment: \$315,000
 IT Equipment: \$18,250
 Miscellaneous Equipment: \$-0-

Five-Year Financial Outlook:

Funding Source	5-Year Budget	Current Funds Available	Funding Needs	FY 2019	FY 2020	FY 2021	FY 2022	FY 2023	Future Replacements
Sewer	\$ 1,418,974	\$ -	\$ 1,418,974	\$ 704,541	\$ 29,541	\$ 230,291	\$ 65,041	\$ 143,541	\$ 246,019
Vehicle Replacement	390,000	26,276	-	-	-	-	-	-	-
Totals	\$ 1,808,974	\$ 26,276	\$ 1,418,974	\$ 704,541	\$ 29,541	\$ 230,291	\$ 65,041	\$ 143,541	\$ 246,019

Vehicles (Estimated Useful Life: 7 – 10 Years):

The Sewer department currently has one vehicle included in the vehicle replacement fund with an annual funding requirement of \$23,541. The funding source for the vehicle replacement fund is the Sewer fund.

Division	ID	Year	Make	Model	Cost	Replacement Year	Replacement Funding Source
WWTP	Manager	2005	Ford	F150 1/2Ton	\$ 32,000	2019	Sewer
WWTP		2003	Ford	F150 4X4	\$ 30,000	2019	Sewer
Sewer		2004	Vactor	Sewer Truck	\$350,000	2019	Sewer
WWTP		2006	International	Sludge Truck	\$200,000	2021	Sewer
WWTP		2010	Chevrolet	Van	\$ 40,000	2022	Sewer
Sewer		1994	Ford	Van 3/4T	\$ 70,000	2023	Sewer
Crew		2016	Ford	F150 1/2Ton	\$ 40,000	2028	Sewer Veh Replace

Heavy Equipment (Estimated Useful Life: Varies on Equipment Type):

The Sewer department currently has two items included in the vehicle replacement fund with an annual funding requirement of \$23,541. The funding source for the vehicle replacement fund is the Sewer fund.

Division	Type	Useful Life In Years	Purchased Year	Cost	Replacement Year	Replacement Funding Source
	Cat 430D Backhoe	15	2005	\$125,000	2019	Sewer
	Cat 580SM Backhoe	15	2007	\$140,000	2019	Sewer
	WWTP 1.5T Crown Lift	20	2003	\$ 50,000	2023	Sewer
Compost	Trommel Screener	20	2015	\$150,000	2025	Sewer Veh Replace
Compost	Case 521E Loader	15	2015	\$200,000	2030	Sewer Veh Replace



Long-Term Capital Improvement Plan Fiscal Years 2019 – 2023

Sewer

Five-Year Funding Needs: \$1,418,974 Continued

IT Equipment (Estimated Useful Life: 5 Years):

The Sewer department has the following IT equipment items scheduled for replacement in the upcoming five years:

<u>Division</u>	<u>Type</u>	<u>Purchased Year</u>	<u>Cost</u>	<u>Replacement Year</u>	<u>Replacement Funding Source</u>
WWTP	Panasonic Laptop	2012	\$ 4,000	2019	Sewer
WWTP	Dell Desktop - 4 @ \$1,500	2015	\$ 6,000	2020	Sewer
WWTP	Dell Desktop - 4 @ \$1,500	2016	\$ 6,000	2021	Sewer
WWTP	HP Printer	2016	\$ 750	2021	Sewer
WWTP	Dell Desktop - 1 @ \$1,500	2016	\$ 1,500	2022	Sewer

Miscellaneous Equipment (Estimated Useful Life: 7-10 Years): N/A



This page intentionally left blank.